

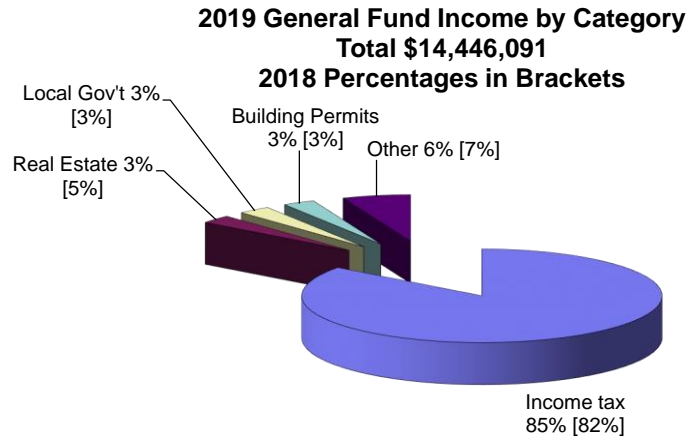
## 2019 City of Bexley Budget Table of Contents

<b>BUDGET SUMMARIES AND DETAIL</b>	<b>PAGE</b>
General Fund Revenue Chart	1
General Fund Expenditures by Category	2
General Fund Expenditures by Type	3
General Fund Revenue and Expenditure Summary	4-5
Mayor's Office Expenditures Detail	6
Grant Reimbursed Expenditures	7
Auditor's Office Expenditures Detail	8
City Attorney Expenditure Detail	9
Civil Service Expenditure Detail	10
City Council Expenditure Detail	11
Mayor's Court Expenditure Detail	12
Development Office Expenditure Detail	13
Technology Department Expenditure Detail	14
Building Department Expenditure Detail	15
Boards and Commissions Expenditure Detail	16
Police Department Expenditure Detail	17
Fire Contract Expenditure Detail	18
Disaster and Emergency Expenditure Detail	19
Street Lightning Expenditure Detail	20
Health Department Expenditure Detail	21
Service Administrative Expenditure Detail	22
City Hall Expenditure Detail	23
Maintenance and Parks Expenditures Detail	24
Street Fund Transfer	25
Jeffrey Mansion Expenditure Detail	26
Jeffrey Park Expenditure Detail	27
Recreation Fund Transfer	28
Capital Expenditures Detail	29
State Highway Fund	30-31
Street Maintenance Fund	32-33
Recreation Fund	34-40
Bond Retirement	41-42
Economic Development Bond Service Fund	43-44
Water Fund	45-48
Sewer Fund	49-52
Refuse Fund	53-54
Police Pension Fund	55-56
Swimming Pool Fund	47-59
Road and Alley Fund	60-61
Mayor's Court Computer Fund	62-63
T.I.F. Fund	64-65

City Hall TIF Fund  
Jeffrey Mansion Fund  
Capital Improvements Fund

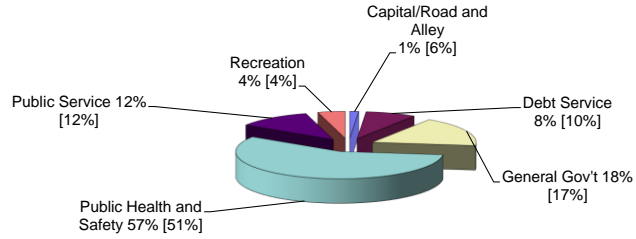
66-67  
68-69  
70-71

## City of Bexley General Fund Overview



Year	Income Tax	Real Estate	Local Gov't	Building Permits	Other	Total
<b>2019 Budget</b>	\$ 12,315,091	\$ 410,000	\$ 420,000	\$ 416,000	\$ 885,000	\$ 14,446,091
<b>2018 Actual</b>	\$ 11,825,530	\$ 763,947	\$ 436,989	\$ 366,452	\$ 990,882	\$ 14,383,800

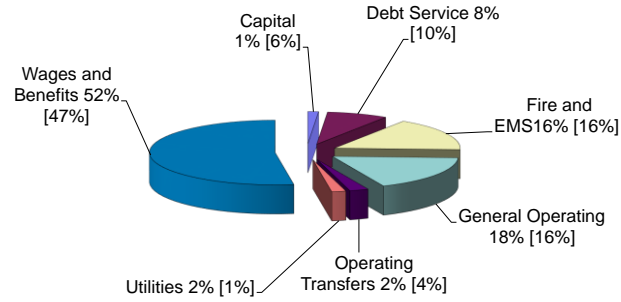
**2019 General Fund Expenditures by Category**  
**Total \$14,493,418**  
**2018 Percentages in Brackets**



Year	Capital/Road and Alley Transfers	Debt Service	General Government (1)	Public Health and Safety	Public Service	Recreation (3)	Total
2019 Budget	\$ 200,000	\$ 1,140,703	\$ 2,564,403	\$ 8,285,215	\$ 1,687,167	\$ 615,930	14,493,418
2018 Actual (2)	\$ 905,000	\$ 1,456,880	\$ 2,443,976	\$ 7,409,552	\$ 1,705,352	\$ 580,696	\$ 14,501,456

City of Bexley General Fund Overview

**2019 General Fund Expenditures by Type Total: \$14,493,418**  
**2018 Percentages in Brackets**



Year	Capital Including Roads	Debt Service	Fire and EMS	General Operating	Operating Transfers	Utilities	Wages and Benefits	Total
<b>2019 Budget</b>	\$ 200,000	\$ 1,140,703	\$ 2,386,174	\$ 2,558,295	\$ 351,221	\$ 264,190	\$ 7,592,835	\$ 14,493,418
<b>2018 Actual</b>	\$ 905,000	\$ 1,456,880	\$ 2,271,669	\$ 2,262,042	\$ 583,558	\$ 209,039	\$ 6,813,268	\$ 14,501,456

## 2019 City of Bexley Budget

### General Fund Summary

	2019 Budget	2018 Actual	2019 vs 2018	2017 Actual
<b><u>Operating Revenue</u></b>				
City Income Tax	\$ 12,315,091	\$ 11,825,530	4.1%	\$ 11,958,570
Local Government	420,000	436,989	-3.9%	415,653
Real Estate Tax	410,000	763,947	-46.3%	710,214
Interest	165,000	183,149	-9.9%	107,522
Building Permits	416,000	366,452	13.5%	269,067
Franchise Fees	200,000	181,416	10.2%	191,073
Grants	100,000	223,680	-55.3%	25,451
CIC Revenue	170,000	170,000	0.0%	190,000
All Other	250,000	232,637	7.5%	238,918
<b>Total Operating Revenue</b>	<b>\$ 14,446,091</b>	<b>\$ 14,383,800</b>	<b>0.4%</b>	<b>\$ 14,106,468</b>
<b><u>Operating Expenditures</u></b>				
<b>General Government</b>				
Mayor's Office	\$ 275,151	\$ 261,616	5.2%	\$ 246,198
Grant Reimbursed Expenditures	100,000	251,959	-60.3%	115,802
Auditor's Office	736,929	607,019	21.4%	612,264
Attorney's Office	110,500	107,258	3.0%	103,281
Civil Service	18,000	12,401	45.1%	16,091
City Council	59,306	51,211	15.8%	42,451
Mayor's Court	165,684	148,727	11.4%	141,689
Development Office	262,495	212,771	23.4%	155,905
Technology	337,430	308,015	9.6%	300,319
Building Department	469,922	447,231	5.1%	430,575
Boards and Commission	28,986	5,718	406.9%	4,182
<b>Total General Government</b>	<b>\$ 2,564,404</b>	<b>\$ 2,413,926</b>	<b>6.2%</b>	<b>\$ 2,168,757</b>
<b>Public Health and Safety</b>				
Police Department	\$ 5,415,313	\$ 4,707,672	15.0%	\$ 4,498,423
Fire Contract	2,367,515	2,254,776	5.0%	2,033,716
Emergency Warning	18,660	16,923	10.3%	17,123
Street Lighting	362,083	314,587	15.1%	287,440
Health Department	121,645	115,595	5.2%	109,300
<b>Total Public Health and Safety</b>	<b>\$ 8,285,215</b>	<b>\$ 7,409,552</b>	<b>11.8%</b>	<b>\$ 6,946,002</b>
<b>Public Service</b>				
Service Administration	\$ 203,052	\$ 181,549	11.8%	\$ 177,122
City Hall	86,972	75,185	15.7%	110,316
Building and Parks Maintenance	1,297,144	1,176,024	10.3%	1,038,813
Street Fund Transfer	100,000	272,593	-63.3%	243,356
<b>Total Public Service</b>	<b>\$ 1,687,167</b>	<b>\$ 1,705,351</b>	<b>-1.1%</b>	<b>\$ 1,569,607</b>

**2019 City of Bexley Budget**  
**General Fund Revenue and Expenditure Summary Continued**

	<b>2019 Budget</b>	<b>2018 Actual</b>	<b>2019 vs 2018</b>	<b>2017 Actual</b>
<b>Recreation</b>				
Jeffrey Mansion	\$ 215,866	\$ 186,897	15.5%	\$ 183,936
Jeffrey Park	310,063	238,799	29.8%	243,850
Recreation Fund Transfer/BCA Transfer	90,000	155,000	-41.9%	155,000
<b>Total Recreation</b>	<b>\$ 615,930</b>	<b>\$ 580,696</b>	<b>6.1%</b>	<b>\$ 582,787</b>
Total Operating Expenditures Before Debt Service	\$ 13,152,716	\$ 12,109,526	8.6%	\$ 11,267,152
<b>Debt Service (Transfers to Bond Retirement Funds)</b>	<b>\$ 1,140,703</b>	<b>\$ 1,456,880</b>	<b>-21.7%</b>	<b>\$ 1,539,742</b>
Total Operating Expenditures and Debt Service	\$ 14,293,419	\$ 13,566,406	5.4%	\$ 12,806,894
Operating Encumbrances Carried Forward				
Estimated Additional Appropriation	\$ 50,000			
Estimated Unspent Appropriations	(267,000)			
	<b>\$ (217,000)</b>	<b>-</b>		<b>-</b>
Total Operating Expenditures	\$ 14,076,419	\$ 13,566,406	3.8%	\$ 12,806,894
<b>Revenue Over (Under) Expenditures</b>	<b>\$ 369,672</b>	<b>\$ 817,394</b>	<b>-54.8%</b>	<b>\$ 1,299,574</b>
<b>Other Financing Uses - Capital Expenditures</b>				
Expenditures From Prior year Encumbrances	\$ -	\$ 369,360	-100.0%	\$ -
Capital Fund Transfer	200,000	605,000	-66.9%	940,000
Transfer to Road and Alley Fund		300,000	-100.0%	
Transfer to Employee Severance Payout Fund		30,000	-100.0%	40,000
Transfer to Budget Stability		100,000	-100.0%	75,000
<b>Total Other Financing Uses</b>	<b>\$ 200,000</b>	<b>\$ 1,404,360</b>	<b>-85.8%</b>	<b>\$ 1,055,000</b>
Beginning Cash Balance	\$ 1,998,149	\$ 2,585,115	-22.7%	\$ 2,340,542
Net Cash Increase (Decrease)	169,672	(586,966)		244,574
2018 Encumbrances Carried to 2019	(304,797)			
Ending Unencumbered Fund Balance	<b>\$ 1,863,024</b>	<b>\$ 1,998,149</b>	<b>-6.8%</b>	<b>\$ 2,585,115</b>

### Mayor's Office Expenditure Detail

Account	Description	2019			2017	Account Notes	2019 Budget Notes
		2019 Budget	2018 Actual	vs 2018			

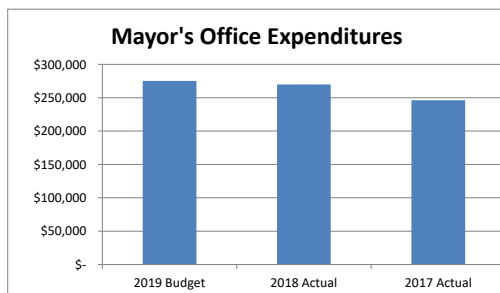
**Personal Services**

01-100-51010	SALARY & WAGES	\$ 176,071	\$ 171,537	2.6%	\$ 163,374		
01-100-51011	SPECIAL EVENTS OVERTIME	5,000	6,841	-26.9%	4,470		
01-100-51030	OPERS	24,650	22,727	8.5%	21,557		
01-100-51041	WORKER'S COMP	2,875	1,044	175.3%	1,052		
01-100-51070	TRANSFER TO HEALTH INSURANCE	23,762	23,762	0.0%	21,648		
01-100-51071	DENTAL INSURANCE	1,608	1,268	26.8%	958		
01-100-51072	VISION	236	205	15.4%	182		
01-100-51073	LIFE	187	186	0.6%	172		
01-100-51076	MEDICARE	2,553	2,235	14.2%	2,385		
01-100-51110	CAR ALLOWANCE	5,500	5,500	0.0%	5,500		
	<b>Total Personal Services</b>	<b>\$ 242,441</b>	<b>\$ 235,305</b>	<b>3.0%</b>	<b>\$ 221,298</b>		

**Other Expenditures**

01-100-51120	TRAVEL/MEETINGS	\$ 200	\$ 200	0.0%	\$ 200	Costs associated with travel include parking fees	
01-100-51121	MEETING MEALS/REFRESHMENTS	1,410	1,400	0.7%	454	Meeting, meals, and refreshments for special events, employee events, luncheon meetings, etc	
01-100-51122	TUITION REIMBURSEMENT	6,000	-		4,000	This covers tuition reimbursements for employees throughout the City per ordinance	
01-100-51180	NEWSLETTER	1,200	1,000	20.0%	700	This covers quarterly water bill newsletter production costs	
01-100-51183	SPECIAL NEEDS	2,000	-		2,032	This provides for special accommodations to programs based upon special needs	
01-100-51270	EMPLOYEE AWARDS	1,500	820	82.9%	1,961	Apparel, special recognition	
01-100-51271	MEMBERSHIPS	12,000	11,740	2.2%	11,223	This pays membership dues to a variety of organizations, including MORPC, COMMA, MODE, OML, etc	
01-100-51320	OPERATING EXPENSES	4,900	4,900	0.0%	3,712	Operating expenses include....	
01-100-51321	TRAINING	3,500	6,250	-44.0%	126	Training for employees as needed, including software training, malware training, ongoing professional training	
01-100-51440	FURNITURE AND FIXTURES	-	-		492		
	<b>Total Other Expenditures</b>	<b>\$ 32,710</b>	<b>\$ 26,311</b>	<b>24.3%</b>	<b>\$ 24,900</b>		

<b>Total Mayor's Office</b>	<b>\$ 275,151</b>	<b>\$ 261,616</b>	<b>5.2%</b>	<b>\$ 246,198</b>
-----------------------------	-------------------	-------------------	-------------	-------------------



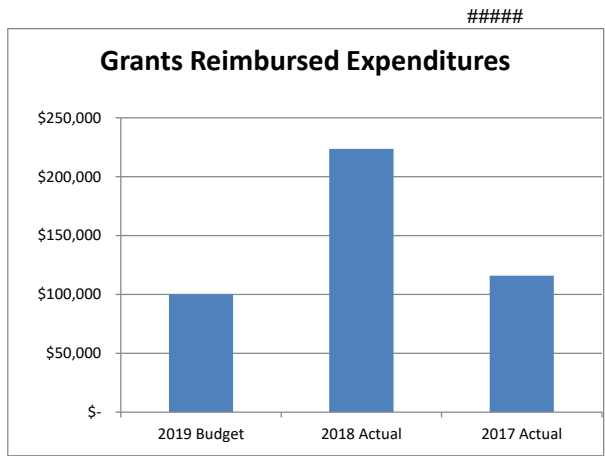


### Grant Reimbursed Expenditures

Account	Description	2019 Budget	2018 Actual	2019 vs 2017		Account Notes	2019 Budget Notes
				2018	2017 Actual		

01-101-51010	RECREATION GRANT WAGES		\$ -		\$ 2,382		
01-101-51320	GRANT EXPENDITURES	100,000	251,959	-60.3%	113,419		

<b>Total</b>		<b>\$ 100,000</b>	<b>\$ 251,959</b>		<b>\$ 115,801</b>		
--------------	--	-------------------	-------------------	--	-------------------	--	--



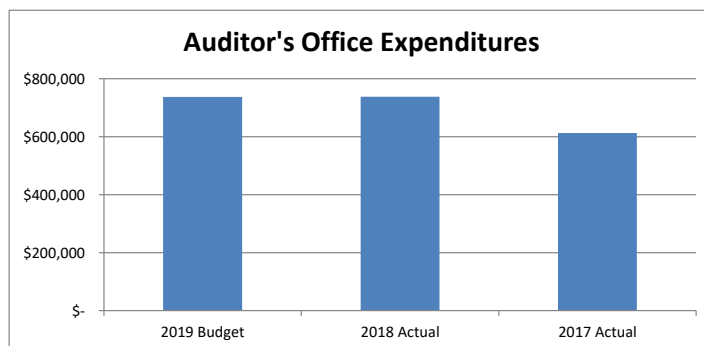
## Auditor's Office Expenditure Detail

Account	Description	2019 Budget	2018 Actual	2019 vs 2018	2017 Actual	Account Notes	2019 Budget Notes
---------	-------------	----------------	----------------	--------------------	----------------	---------------	-------------------

<b>Personal Services</b>							
01-110-51010	SALARY & WAGES	\$ 196,217	\$ 186,064	5.5%	\$ 176,477		
01-110-51030	OPERS	27,470	23,610	16.4%	23,186		
01-110-51040	WORKER'S COMP TPA	5,610	5,695	-1.5%	5,420		
01-110-51041	WORKER'S COMPENSATION	3,092	1,123		1,114		
01-110-51070	TRANSFER TO HEALTH INSURANCE	35,545	35,545		32,388		
01-110-51071	DENTAL INSURANCE	2,026	1,598		1,207		
01-110-51072	VISION	471	409		364		
01-110-51073	LIFE	281	279		258		
01-110-51074	ODJFS	10,000	3,085		1,814		
01-110-51076	MEDICARE	2,845	2,405		2,453		
<b>Total Personal Services</b>		<b>\$ 283,558</b>	<b>\$ 259,813</b>		<b>\$ 244,680</b>		

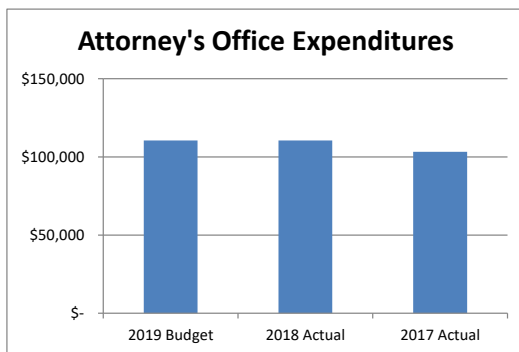
<b>Other Expenditures</b>							
01-110-51180	PRINTING	\$ 2,500	\$ 2,051	21.9%	\$ 1,106		
01-110-51190	CONTRACT PROFESSIONAL		13,000				
01-110-51191	INVESTMENT MANAGEMENT	10,000	12,127	-17.5%	11,368	Pays for investment advisors.	
01-110-51192	BANK FEES	25,000	29,076	-14.0%	31,165	Used for bank and credit card fees.	
01-110-51200	TRAINING	1,000	300	233.3%	439	Training for the Finance Director and Assistant Finance Director	
01-110-51250	ACCOUNTING FEES	10,700	10,500	1.9%	10,700	Used to pay accountants to assist in preparation of the annual GAAP based financial reports	
01-110-51251	AUDIT FEES	23,000	-		22,410	Used to pay independent auditors.	Only audited biannually.
01-110-51253	CONTINUING DISCLOSURE	2,750	3,000	-8.3%	2,750	Pays for assistance in required debt service reporting	
01-110-51280	RITA FEES	255,928	182,555	40.2%	215,711		
01-110-51281	PROP TAX FEES/REFUNDS	24,688	11,926	107.0%	11,368	Pays Franklin County for fees related to property tax collections.	
01-110-51283	INSURANCE - CITY	88,305	87,491	0.9%	83,181	property and casualty insurance	
01-110-51284	PROPERTY TAXES	-	(13,944)	-100.0%	(31,690)		
01-110-51310	OFFICE SUPPLIES	500	119	319.7%	315		
01-110-51311	POSTAGE	6,000	8,000	-25.0%	6,000	All City hall Postage	
01-110-51312	SUBSCRIPTIONS MEETINGS AND MEALS	1,000	-	#DIV/0!	1,000		
01-110-51320	OPERATING EXPENSES	2,000	1,005	99.0%	1,760		
<b>Total Other Expenditures</b>		<b>\$ 453,371</b>	<b>\$ 347,206</b>	<b>30.6%</b>	<b>\$ 367,583</b>		

<b>Total Auditor's Office</b>	<b>\$ 736,929</b>	<b>\$ 607,019</b>	<b>21.4%</b>	<b>\$ 612,263</b>
-------------------------------	-------------------	-------------------	--------------	-------------------



### City Attorney Expenditure Detail

Account	Description	2019 Budget	2018 Actual	2019 vs 2018		Account Notes	2019 Budget Notes
				2018 vs 2018	2017 Actual		
01-120-51010	RETAINER	\$ 63,000	\$ 58,166	8.3%	\$ 60,058	Pays City Attorney retainer	
01-120-51070	TRANSFER TO HEALTH INSURANCE	-		#DIV/0!		N/A	
01-120-51071	DENTAL	-			101		
01-120-51192	APPEALS HEARINGS	12,500	4,744	163.5%	9,324	Covers legal fees associated with appeals and zoning cases	
01-120-51194	MAYOR'S COURT PROSECUTOR				3,795		
01-120-51270	LITIGATION/SPECIAL PROJECTS	35,000	44,348	#REF!	30,000	Covers general legal fees associated with outside counsel	
01-120-51440	FURNITURE AN FIXTURES	-	-		-		
<b>Total City Attorney</b>		<b>\$ 110,500</b>	<b>\$ 107,258</b>	<b>3.0%</b>	<b>\$ 103,278</b>		

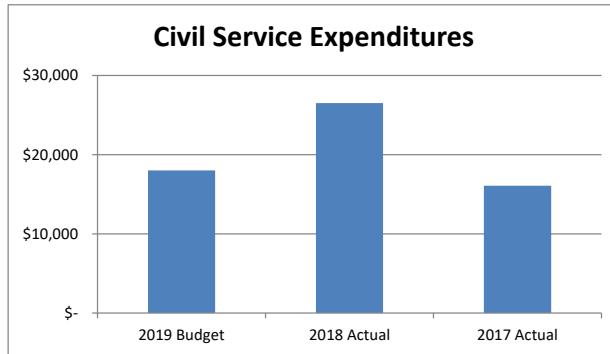


### Civil Service Expenditure Detail

Account	Description	2019				Account Notes	2019 Budget Notes
		2019 Budget	2018 Actual	vs 2018	2017 Actual		

01-130-51190	SPECIAL COUNSEL	\$ 10,000	\$ 10,079	-0.8%	\$ 10,000	Human resource special counsel	
01-130-51191	HUMAN RESOURCE CONTRACT	4,000	2,322	72.3%	5,000	Recruiting costs and human resources contracts	
01-130-51320	OPERATING EXPENSES	4,000	-		1,086	Misc. human resources needs, including testing, background checks, etc.	

<b>Total Civil Service</b>		<b>\$ 18,000</b>	<b>\$ 12,401</b>	<b>45.1%</b>	<b>\$ 16,086</b>		
----------------------------	--	------------------	------------------	--------------	------------------	--	--



### City Council Expenditure Detail

Account	Description	2019				Account Notes	2019 Budget Notes
		2019 Budget	2018 Actual	vs 2018	2017 Actual		

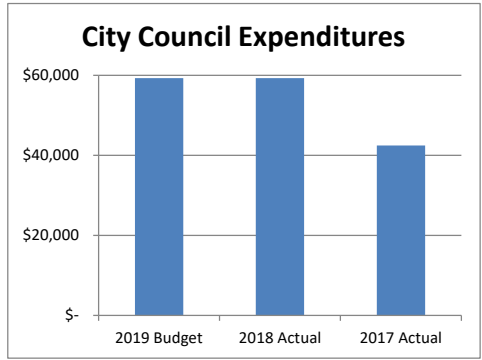
**Personal Services**

01-150-51011	SECRETARIAL OVERTIME	\$ 1,000	\$ 1,786	-44.0%	\$ -		
01-150-51020	COUNCIL COMPENSATION	44,520	38,161	16.7%	31,801		
01-150-51030	OPERS	4,452	4,080	9.1%	4,201		
01-150-51031	SOCIAL SECURITY	394			-		
01-150-51041	WORKERS COMP	979	364	168.9%	372		
01-150-51076	MEDICARE	461	415	11.1%	424		
<b>Total Personal Services</b>		<b>\$ 51,806</b>	<b>\$ 44,806</b>	<b>15.6%</b>	<b>\$ 36,798</b>		

**Other Expenditures**

01-150-51191	ORDINANCE CODIFICATION	\$ 4,000	\$ 3,729	7.3%	\$ 4,000	Outside contractor codifies ordinances	
01-150-51320	OPERATING EXPENSES	2,000	2,000	0.0%	777	Misc. operating expenses	
01-150-51321	MEETING REFRESHMENTS	500	313	59.6%	349	Meeting snacks and drinks	
01-150-51323	SPECIAL EVENTS	1,000	363	175.6%	-		
01-150-51440	FURNITURE AND FIXTURES				527		
<b>Total Other Expenditures</b>		<b>\$ 7,500</b>	<b>\$ 6,405</b>	<b>17.1%</b>	<b>\$ 5,653</b>		

<b>Total City Council</b>		<b>\$ 59,306</b>	<b>\$ 51,211</b>	<b>15.8%</b>	<b>\$ 42,451</b>		
---------------------------	--	------------------	------------------	--------------	------------------	--	--



## Court Expenditure Detail

Account	Description	2019 Budget	2018 Actual	2019 vs 2018	2017 Actual	Account Notes	2019 Budget Notes
---------	-------------	----------------	----------------	--------------------	----------------	---------------	-------------------

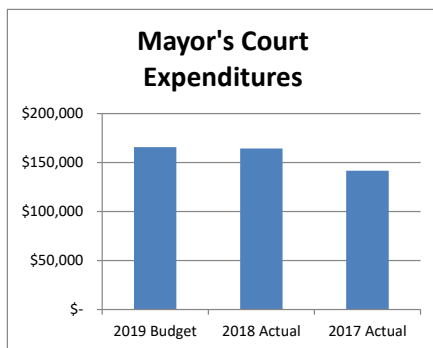
**Personal Services**

01-160-51010	SALARY & WAGES	\$ 65,865	\$ 64,236	2.5%	\$ 60,340		
01-160-51030	OPERS	9,221	8,249	11.8%	7,795		
01-160-51041	WORKER'S COMP	1,031	385	168.2%	376		
01-160-51070	TRANSFER TO HEALTH INSURANCE	2,277	2,277	0.0%	2,074		
01-160-51073	LIFE	84	84	0.6%	77		
01-160-51076	MEDICARE	955	840	13.7%	-		
<b>Total Personal Services</b>		<b>\$ 79,434</b>	<b>\$ 76,070</b>	<b>4.4%</b>	<b>\$ 70,662</b>		

**Other Expenditures**

01-160-51190	PROSECUTORS CONTRACT	\$ 45,500	\$ 42,000	8.3%	\$ 38,500	Prosecutor to represent City interests at Franklin County courts	
01-160-51192	FR.CO. PUB.DEFENDER	1,000	383	160.9%	725	Mandatory public defender costs	
01-160-51193	FR. CO. MUNI. COURT	5,000	4,394	13.8%	4,100	Muni. Court fees	
01-160-51194	MAGISTRATE	6,500	5,500	18.2%	6,250	Mayor's Court magistrate	
01-160-51195	MAYOR'S COURT PROSECUTOR	12,000	11,625	3.2%	8,145	Prosecutor to represent City interests at Mayor's Court	
01-160-51230	PRISONER SUSTENANCE	10,000	8,610	16.1%	8,439	Mandatory costs associated with medical care and prisoner maintenance	
01-160-51310	OFFICE SUPPLIES	1,750	145	1107.6%	1,320	Office supplies associated with Mayor's Court	
01-160-51320	OPERATING	3,500	-		3,127	Primarily covers tickets, court forms, and other custom stationary required for citations and court operations	
01-160-51321	CLERK TRAINING	1,000	-		420	Ongoing training for Mayor's Court clerk	
01-160-51440	FURNITURE AND FIXTURES	-	-		-		
<b>Total Other Expenditures</b>		<b>\$ 86,250</b>	<b>\$ 72,657</b>	<b>18.7%</b>	<b>\$ 71,026</b>		

<b>Total Mayor's Court</b>	<b>\$ 165,684</b>	<b>\$ 148,727</b>	<b>11.4%</b>	<b>\$ 141,689</b>
----------------------------	-------------------	-------------------	--------------	-------------------

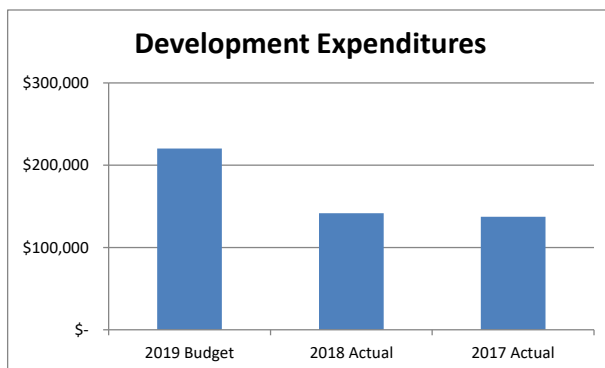


## Development and Communications Office Expenditure Detail

Account	Description	2019			2017 Actual	Account Notes	2019 Budget Notes
		Budget	Actual	vs 2018			
<b>Personal Services</b>							
01-170-51010	SALARIES AND WAGES	\$ 39,399	\$ 38,864	1.4%	\$ 16,587		
01-170-51030	OPERS	5,516	4,474	23.3%			
01-170-51041	WORKERS COMP	388	141	175.3%			
01-170-51070	HEALTH INSURANCE TRANSFER	2,195	2,195	0.0%			
01-170-51071	DENTAL INSURANCE	675	533	26.8%			
01-170-51072	VISION INSURANCE	157	136	15.4%			
01-170-51073	LIFE INSURANCE	94	93	0.6%			
01-170-51076	MEDICARE	571	502	13.7%	\$ 247		
<b>Total Personal Services</b>		<b>\$ 48,995</b>	<b>\$ 46,938</b>	<b>4.4%</b>	<b>\$ 16,834</b>		

<b>Other Expenditures</b>							
01-170-51122	MEMBERSHIPS	\$ 1,500	\$ 1,500	0.0%	\$ 1,000	MODE, development based organizations	
01-170-51180	MARKETING	6,000	7,234	-17.1%	6,825	Internal and external marketing efforts to promote Bexley	
01-170-51196	LEGAL FEES	8,000	8,000	0.0%	12,005	Legal fees specific to development - ie CRA, TIF work	
01-170-51321	DEVELOPMENT PROGRAMS	10,000	9,859	1.4%	8,495	Façade grants - Main and Cassady	
01-170-51322	INCOME TAX INCENTIVE GRANT	65,000	66,793	-2.7%	57,778	2 grant recipients currently active	
01-170-51323	TAX SHARING	55,000	55,855	-1.5%	48,817	Income tax sharing with SD from Gateway project	
01-170-51324	MAIN STREET SID	18,000	14,240	26.4%		Supporting efforts for East Main Street SID; services for Bexley Main Street	
01-170-51325	BEXLEY CIC	0	2,352	-100.0%	4,152	Supporting organizational costs of CIC, including audits, legal, etc.	
01-170-51326	JOINT LIVINGSTON AVE PLAN	50,000					
<b>Total Other Expenditures</b>		<b>\$ 213,500</b>	<b>\$ 165,832</b>	<b>28.7%</b>	<b>\$ 139,071</b>		

<b>Total Development Office</b>	<b>\$ 262,495</b>	<b>\$ 212,771</b>	<b>23.4%</b>	<b>\$ 155,905</b>
---------------------------------	-------------------	-------------------	--------------	-------------------



## Technology Department Expenditure Detail

Account	Description	2019 Budget	2018 Actual	2019 vs 2018	2017 Actual	Account Notes	2019 Budget Notes
---------	-------------	----------------	----------------	--------------------	----------------	---------------	-------------------

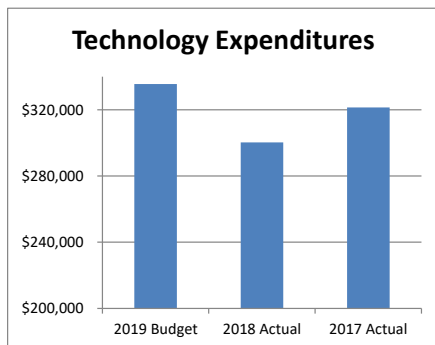
**Personal Services**

01-180-51010	SALARIES & WAGES	\$ 75,378	\$ 73,495	2.6%	\$ 70,789		
01-180-51011	OVERTIME	2,500	131	1809.7%	26		
01-180-51030	OPERS	10,553	9,760	8.1%	9,359		
01-180-51041	WORKER'S COMP	1,292	469	175.3%	466		
01-180-51070	HEALTH INSURANCE TRANSFER	6,818	6,818	0.0%	6,818		
01-180-51071	DENTAL INSURANCE	917	724	26.8%	546		
01-180-51072	VISION	286	248	15.4%	195		
01-180-51073	LIFE	94	93	0.6%	86		
01-180-51076	MEDICARE	1,093	994	9.9%	1,006		
<b>Total Personal Services</b>		<b>\$ 98,930</b>	<b>\$ 92,731</b>	<b>6.7%</b>	<b>\$ 89,291</b>		

**Other Expenditures**

01-180-51132	TELECOMMUNICATIONS	\$ 72,500	\$ 74,461	-2.6%	\$ 74,340	Internet, phone service, mobile phone/data services, other connectivity for the City	Rountine price increase in communications services, including phone and data. First budgeted increase in 3 years
01-180-51140	HARDWARE	30,000	20,182	48.7%	19,610	PC replacements & upgrades, tablets, audio-video equipment	Decrease better reflects hardware/software spend from 2018 (second year they were split in two discrete accounts); new equipment
01-180-51141	SOFTWARE LICENSING	97,500	95,000	2.6%	88,364	Software licensing support and services for the entire City	Increase in Software Services: greater number of licenses being utilized, additional functionality in existing products, new services implemented in 2018
01-180-51142	TECHNOLOGY CONSULTANTS	20,000	12,583	58.9%	13,886	Network/Server auxillary support	
01-180-51150	COPIER USE/MAINTENANCE	12,500	10,802	15.7%	12,500	City-wide copier use, support and services	
01-180-51311	CONSUMABLES	2,000	1,818	10.0%	1,838	Printer Ink, media	
01-180-51320	OPERATING EXPENSES	1,000	439	127.6%	490	Tech related mileage, Shipping expenses	
01-180-51321	TRAINING/TRAVEL	3,000	-		-	Tech Training (for all City employees)	
<b>Total Other Expenditures</b>		<b>\$ 238,500</b>	<b>\$ 215,283</b>	<b>10.8%</b>	<b>\$ 211,029</b>		

<b>Total Technology Department</b>	<b>\$ 337,430</b>	<b>\$ 308,015</b>	<b>9.6%</b>	<b>\$ 300,319</b>
------------------------------------	-------------------	-------------------	-------------	-------------------





## Building Department Expenditure Detail

Account	Description	2019 Budget	2018 Actual	2019 vs 2018	2017 Actual	Account Notes	2019 Budget Notes
---------	-------------	----------------	----------------	--------------------	----------------	---------------	-------------------

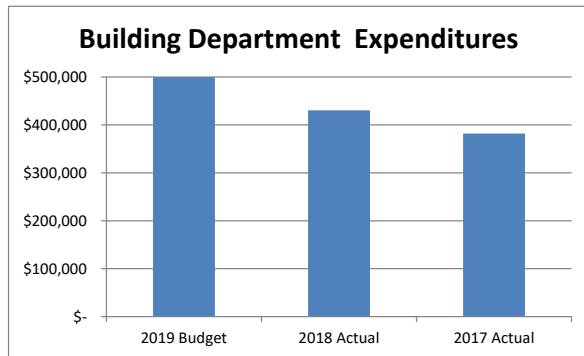
**Personal Services**

01-350-51010	SALARY & WAGES	\$ 198,545	\$ 194,175	2.3%	\$ 187,382		
01-350-51030	OPERS	27,796	27,669	0.5%	27,275		
01-350-51041	WORKER'S COMP	3,637	1,321	175.2%	1,332		
01-350-51070	TRANSFER TO HEALTH INSURANCE	44,584	44,584	0.0%	40,621		
01-350-51071	DENTAL INSURANCE	1,571	1,239	26.8%	1,009		
01-350-51072	VISION	506	439	15.4%	452		
01-350-51073	LIFE	454	451	0.6%	258		
01-350-51076	MEDICARE	2,879	2,818	2.2%	1,487		
<b>Total Personal Services</b>		<b>\$ 279,972</b>	<b>\$ 272,696</b>	<b>2.7%</b>	<b>\$ 259,815</b>		

**Other Expenditures**

01-350-51120	TRAVEL/MEETINGS	950	844	12.6%	-		
01-350-51141	ABATEMENT SERVICES	5,000	2,936	70.3%	2,054		
01-350-51180	PRINTING	500	194	157.9%	-		
01-350-51190	CONTRACT/PROF.	180,000	170,244	5.7%	168,077		
01-350-51310	OFFICE SUPPLIES	1,000	304	228.6%	425		
01-350-51320	OPERATING EXPENSES	500	13	3773.0%	205		
01-350-51321	DEPOSIT REFUNDS	2,000	-		-		
<b>Total Other Expenditures</b>		<b>\$ 189,950</b>	<b>\$ 174,535</b>	<b>8.8%</b>	<b>\$ 170,761</b>		

<b>Total Building Department</b>	<b>\$ 469,922</b>	<b>\$ 447,231</b>	<b>5.1%</b>	<b>\$ 430,575</b>
----------------------------------	-------------------	-------------------	-------------	-------------------



## Boards and Commissions Expenditure Detail

Account	Description	2019 Budget	2018 Actual	2019 vs 2018	2017 Actual	Account Notes	2019 Budget Notes
---------	-------------	----------------	----------------	--------------------	----------------	---------------	-------------------

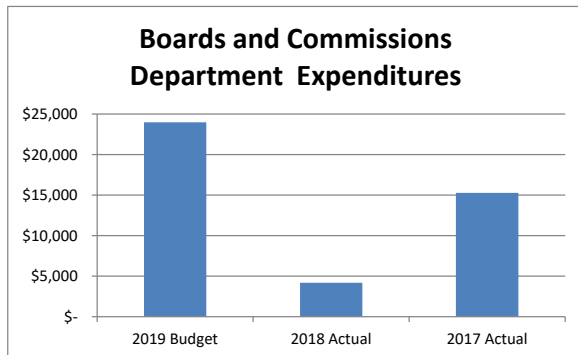
**Personal Services**

01-600-51011	SECRETARIAL OVERTIME	\$ 3,000	\$ 4	84407.0%	\$ -		
01-600-51030	OPERS	420	385	9.1%	396		
01-600-51041	WORKERS COMP	22	5	372.1%	8		
01-600-51076	MEDICARE	44	40	10.9%	-		
<b>Total Personal Services</b>		<b>\$ 3,486</b>	<b>\$ 433</b>	<b>705.5%</b>	<b>\$ 404</b>		

**Other Expenditures**

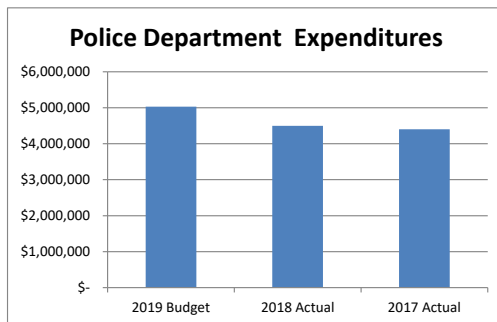
01-600-51190	TREE COMMISSION	\$ 10,000	\$ 783		\$ 3,864	Landscape design services for projects overseen by Tree Commission	
01-600-51192	BZAP	1,000			-	Meeting expenses	
01-600-51193	ARCHITECTURAL REVIEW BOARD	1,000				Meeting expenses	
01-600-51194	SOUTHWEST BEXLEY MASTER PLAN	-			(600)		
01-600-51195	DIVERSITY AND INCLUSION	10,000					
01-600-51320	OPERATING EXPENSES	-			199		
01-600-51321	MEALS AND REFRESHMENTS	1,000			315	Meeting snacks, drinks, educational events, annual holiday party	
01-600-51322	TRAINING	2,500	2,500	0.0%		Ethics and Implicit Bias training	
01-600-51323	AFFORDABLE HOUSING WORK GROUP	-	2,002	-100.0%		Affordable housing working group - budget for outside consultancy	
<b>Total Other Expenditures</b>		<b>\$ 25,500</b>	<b>\$ 5,285</b>	<b>382.5%</b>	<b>\$ 3,778</b>		

<b>Total Boards and Commissions</b>	<b>\$ 28,986</b>	<b>\$ 5,718</b>	<b>406.9%</b>	<b>\$ 4,182</b>
-------------------------------------	------------------	-----------------	---------------	-----------------



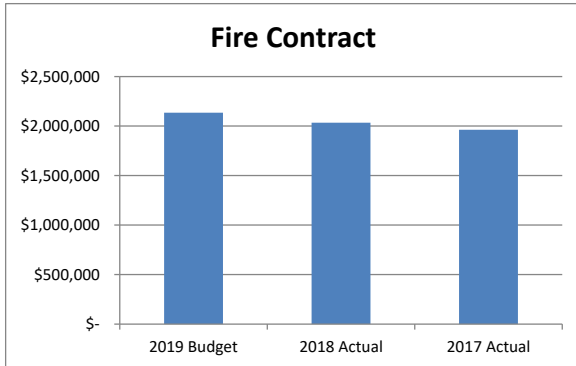
## Police Department Expenditure Detail

Account	Description	2019 Budget	2018 Actual	2019 vs 2018	2017 Actual	Account Notes	2019 Budget Notes
<b>Personal Services</b>							
01-200-51010	SALARY & WAGES	\$ 3,925,408	\$ 3,475,183	13.0%	\$ 3,295,312		
01-200-51011	OVERTIME	215,000	109,963	95.5%	165,336		
01-200-51030	OPERS	81,996	72,019	13.9%	64,273		
01-200-51041	WORKER'S COMP	62,252	21,598	188.2%	22,422		
01-200-51050	UNIFORM ALLOWANCE	42,000	33,755	24.4%	23,800	<i>25 Patrol \$30000, 4 Detective \$4800, 2 Exec \$2400, 4 FT Disp \$1600, 4 PT Disp \$1000, 1 ACO \$600, 3 Civ\$1050</i>	<i>I added extra money in the event detective position needs filled.</i>
01-200-51070	TRANSFER TO HEALTH INSURANCE	491,120	491,120	0.0%	447,470		
01-200-51071	DENTAL INSURANCE	23,377	18,440	26.8%	14,037		
01-200-51072	VISION	6,101	5,289	15.4%	5,135		
01-200-51073	LIFE	6,317	6,280	0.6%	5,808		
01-200-51076	MEDICARE	60,036	48,715	23.2%	47,611		
<b>Total Personal Services</b>		<b>\$ 4,913,607</b>	<b>\$ 4,282,361</b>	<b>14.7%</b>	<b>\$ 4,091,204</b>		
<b>Other Expenditures</b>							
01-200-51190	CONTRACT/LEADS/911	\$ 77,700	\$ 55,402	40.2%	\$ 38,489	Additional \$14,100 per E. McGuinness to cover XT911 Operating Expenses	
01-200-51210	TRAINING	35,000	33,401	4.8%	34,221		
01-200-51213	PUBLIC SAFETY PROGRAM	6,000	4,726	26.9%	2,000	Safety Town, CPA classroom, Block Watch, RAD (new), Street Smart (new), Halloween T-shirts. (note - CPA meeting meals have been covered by donations but it is getting harder to find donors.	
01-200-51240	TOWING	1,000	320	212.5%	415		
01-200-51310	OFFICE SUPPLIES	7,200	4,882	47.5%	6,041		
01-200-51320	OPERATING EXPENSES	20,000	10,995	81.9%	17,554		
01-200-51321	ANIMAL CONTROL EXP	2,000	1,872	6.9%	1,609		
01-200-51323	UTILITIES AND BUILDING MAINTENA	124,000	111,703	11.0%	112,245		
01-200-51324	MEETING REFRESHMENTS	1,500	219	585.0%	393	additional funds needed for CPA Alumni meetings	
01-200-51325	OPERATING SUPPLIES	16,500	9,442	74.7%	16,788	cut budget per R. Sharp	
01-200-51326	PATROL EQUIPMENT	21,000	15,674	34.0%	18,127	8 ballistic vests & speed plates; bike patrol; tactical gear; badges; initial issue \$5200 & \$1500 (academy)	
01-200-51330	REPAIR/MAINT/CONT.	28,585	20,739	37.8%	19,525		
01-200-51610	TRANSFER TO POLICE PENSION	161,221	155,936	3.4%	139,811		
<b>Total Other Expenditures</b>		<b>\$ 501,706</b>	<b>\$ 425,311</b>	<b>18.0%</b>	<b>\$ 407,218</b>		
<b>Total Police Department</b>		<b>\$ 5,415,313</b>	<b>\$ 4,707,672</b>	<b>15.0%</b>	<b>\$ 4,498,422</b>		



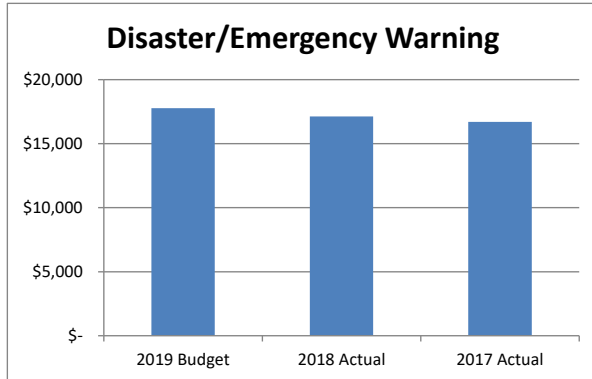
### Fire Contract Expenditure Detail

Account	Description	2019			2017 Actual	Account Notes	2019 Budget Notes
		Budget	2018 Actual	vs 2018			
01-250-51190	CONTRACT/FIRE	\$2,367,514.80	\$2,254,776.00	5.0%	\$2,033,716.00		
<b>Total Fire Contract</b>		<b>\$2,367,514.80</b>	<b>\$ 2,254,776</b>	<b>5.0%</b>	<b>\$ 2,033,716</b>		



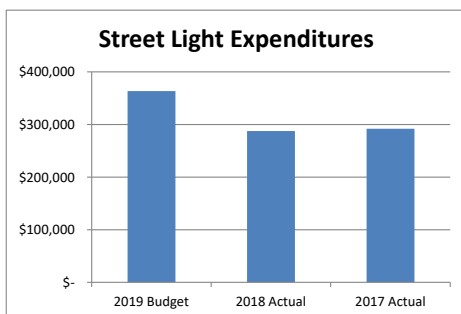
### Disaster and Emergency Expenditure Detail

Account	Description	2019			Account Notes	2019 Budget Notes
		2019 Budget	2018 Actual	vs 2018		
01-255-51190	Contract	\$ 18,660	\$ 16,923	10.3%	\$ 17,123	
<b>Total Disaster and Emergency</b>		<b>\$ 18,660</b>	<b>\$ 16,923</b>	<b>10.3%</b>	<b>\$ 17,123</b>	



## Street Lighting Expenditure Detail

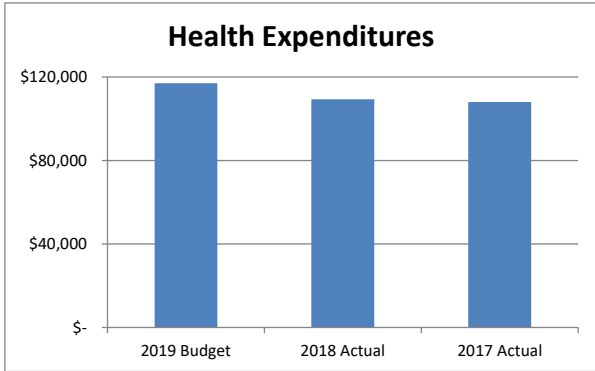
Account	Description	2019				Account Notes	2019 Budget Notes
		2019 Budget	2018 Actual	vs 2018	2017 Actual		
<b>Personal Services</b>							
01-340-51010	SALARY & WAGES	\$ 61,679	\$ 59,594	3.5%	\$ 60,173		Increase based on new AFSCME three year contract.
01-340-51011	OVERTIME	1,000	1,328	-24.7%	1,041		
01-340-51030	OPERS	8,775	7,767	13.0%	13,275		Increase based on new AFSCME three year contract.
01-340-51041	WORKER'S COMP	934	339	175.3%	347		
01-340-51070	TRANSFER TO HEALTH INSURANCE	16,841	16,841	0.0%	15,344		
01-340-51071	DENTAL	675	532	26.8%			
01-340-51072	VISION	177	154	15.4%			
01-340-51073	LIFE	94	93	0.6%	81		
01-340-51076	MEDICARE	909	776	17.1%	706		
<b>Total Personal Services</b>		<b>\$ 91,083</b>	<b>\$ 87,426</b>	<b>4.2%</b>	<b>\$ 90,967</b>		
<b>Other Expenditures</b>							
01-340-51130	UTILITY	\$ 125,000	\$ 75,502	65.6%	\$ 92,599	Street lights, traffic signals, school flashers, and landscape accent lights.	
01-340-51330	REPAIR/MAINTENANCE SUPPLIES	90,000	91,507	-1.6%	53,684	Repair/replacement of many deteriorating (paint faded/chipping, rusted through, etc.) steel street light bases and poles with new fiberglass ones, as well as fixtures (ballasts, globes, wiring, etc.) throughout the City.  General upkeep of landscape lighting throughout the City (Main and Broad Street medians, various gateways, Jeffrey Mansion entryway, etc.).	Increase based on age of infrastructure and prior history.
01-340-51331	TRAFFIC & SAFETY STUDIES	21,000	12,447	68.7%	14,250	Requirement of City to have an International Municipal Signal Association (IMSA) certified Traffic Signal Field Technician Level II or higher conduct an annual inspection on all of the City's existing traffic signals (controllers, monitors, timing, etc.)  Expert analysis of traffic signals, lighting, signage, etc. within the City.	
01-340-51332	TRAFFIC MONITORING & MAINTENANCE	15,000	14,586	2.8%	12,440	Expert analysis of traffic signal equipment (City of Columbus contract, controllers, conflict monitors, etc.).	
01-340-51333	STREET LIGHTING ENHANCEMENT	20,000	33,118	-39.6%	23,500	Replacement and or installation of new light-emitting diode (LED) alley light fixtures.	Decrease based on cost associated with 2019 proposed project in Northeast (Allegheny, Bellwood and Columbus Avenues) of City.
<b>Total Other Expenditures</b>		<b>\$ 271,000</b>	<b>\$ 227,161</b>		<b>\$ 196,473</b>		
<b>Total Street Lighting</b>		<b>\$ 362,083</b>	<b>\$ 314,587</b>	<b>15.1%</b>	<b>\$ 287,440</b>		



## Health Department Expenditure Detail

Account	Description	2019 Budget	2018 Actual	2019 vs 2018	2017 Actual	Account Notes	2019 Budget Notes
---------	-------------	-------------	-------------	--------------	-------------	---------------	-------------------

01-400-51190	MOSQUITO CONTRACT	\$ 7,460	\$ 6,025	23.8%	\$ 6,146		
01-400-51194	FRANKLIN COUNTY HEALTH	114,185	109,570	4.2%	103,154		Per quote letter from the County
01-400-51320	OPERATING EXPENSES				-		
<b>Total Health Department</b>		<b>\$ 121,645</b>	<b>\$ 115,595</b>	<b>5.2%</b>	<b>\$ 109,300</b>		



## Service Administration Expenditure Detail

Account	Description	2019			2017	Account Notes	2019 Budget Notes
		Budget	2018 Actual	vs 2018			

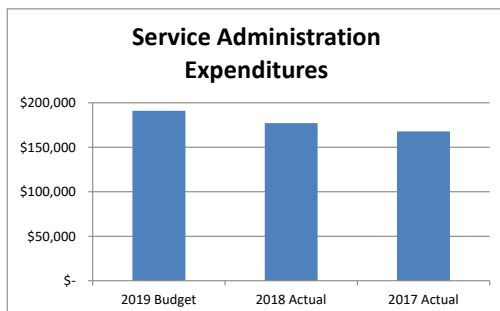
### Personal Services

01-300-51010	SALARIES & WAGES	\$ 120,245	\$ 119,177	0.9%	\$ 113,136		
01-300-51030	OPERS	16,834	15,058	11.8%	14,856		
01-300-51041	WORKER'S COMP	1,886	737	156.0%	700		
01-300-51050	UNIFORM ALLOWANCE	23,000	10,854	111.9%	15,285		Increase based on recent American Federation of State, County and Municipal Employees (AFSCME)
01-300-51070	TRANSFER TO HEALTH INSURANCE	25,091	25,091	0.0%	22,861		
01-300-51071	DENTAL INSURANCE	707	558	26.8%	421		
01-300-51072	VISION	177	154	15.4%	121		
01-300-51073	LIFE	117	117	0.6%	108		
01-300-51076	MEDICARE	1,744	1,534	13.7%	1,560		
<b>Total Personal Services</b>		<b>\$ 189,802</b>	<b>\$ 173,278</b>	<b>9.5%</b>	<b>\$ 169,048</b>		

### Other Expenditures

01-300-51110	MILEAGE REIMBURSEMENT	\$ 1,000	\$ 174	476.3%	\$ 310	Reimbursement for travel to and from various meetings.	
01-300-51120	TRAVEL/MEETINGS	250	105	139.2%	79	Airfare, lodging, etc.	
01-300-51121	MEETING MEALS AND REFRESHMENTS	750	536	40.0%	726	Various city/staff meetings as well as out town seminars/conferences when not expressly covered.	
01-300-51170	ADVERTISING	1,000	205	387.0%	1,164	Job postings for permanent full time employees, seasonal employees, public notifications and advertisements relating to city projects, etc.	Decrease based on prior history.
01-300-51180	PRINTING	500	-	#DIV/0!	482	Brochures, flyers, door tags, etc.	
01-300-51300	DRUG TESTING	1,250	1,213	3.1%	1,075	Required of all new hires as well as all current employees who have a Commercial Drivers License (CDL) per the Department of Transportation (DOT).  Ohio Bureau of Motor Vehicles (OBMV) and Federal Bureau of Investigation (FBI) background checks for seasonal and new hires.	
01-300-51310	OFFICE SUPPLIES	500	285	75.2%	(364)	Pens, paper, staples, etc.	
01-300-51320	OPERATING EXPENSES	3,000	1,940	54.6%	814	Property notifications (letters, surveys, etc.), postage, etc.	
01-300-51321	TRAINING - UNION	3,000	2,623	14.4%	2,463	Seminar/conference registration fees	Desire to increase training and expertise of new younger employees.
01-300-51322	TRAINING - NON UNION	2,000	1,190	68.1%	1,325	Seminar/conference registration fees	Desire to increase training and expertise of supervisors and foreman
<b>Total Other Expenditures</b>		<b>\$ 13,250</b>	<b>\$ 8,271</b>	<b>60.2%</b>	<b>\$ 8,074</b>		

**Total Service Department**      \$ 203,052    \$ 181,549    11.8%    \$ 177,122





### City Hall Expenditure Detail

Account	Description	2019				Account Notes	2019 Budget Notes
		2019 Budget	2018 Actual	vs 2018	2017 Actual		

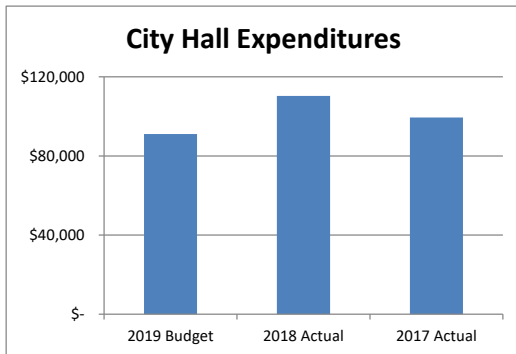
**Personal Services**

01-310-51010	SALARY & WAGES	\$ 25,000	\$ 27,419	-8.8%	\$ 35,308		
01-310-51030	OPERS	3,500	3,208	9.1%	5,166		
01-310-51041	WORKER'S COMP	669	192	249.5%	248		
01-310-51070	TRANSFER TO HEALTH INSURANCE	-	-		16,879		
01-310-51071	DENTAL INSURANCE	-	-		546		
01-310-51072	VISION	-	-		145		
01-310-51073	LIFE	-	-		86		
01-310-51076	MEDICARE	363	327	11.0%	481		
<b>Total Personal Services</b>		<b>\$ 29,532</b>	<b>\$ 31,145</b>	<b>-5.2%</b>	<b>\$ 58,859</b>		

**Other Expenditures**

01-310-51131	UTILITIES (GAS AND ELECTRIC)	\$ 15,000	\$ 16,268	-7.8%	\$ 16,687		
01-310-51132	MILEAGE REIMBURSEMENT	1,500	706	112.6%	588		
01-310-51140	REPAIRS/MAINT.	5,780	3,455	67.3%	4,933		
01-310-51310	OFFICE SUPPLIES	7,080	6,450	9.8%	4,825		
01-310-51320	OPERATING EXPENSES	4,000	-		4,112		
01-310-51321	CITY HALL COFFEE/REFRESHMENTS	2,800	2,300	21.7%	2,438		
01-310-51322	CLEANING AND JANITORIAL	15,780	12,684	24.4%	14,232		
01-310-51330	REPAIR/MAINT. SUPPLIES	4,500	2,177	106.8%	2,602		
01-310-51400	FURNITURE	1,000	-		1,040		
<b>Total Other Expenditures</b>		<b>\$ 57,440</b>	<b>\$ 44,040</b>	<b>30.4%</b>	<b>\$ 51,457</b>		

<b>Total City Hall</b>	<b>\$ 86,972</b>	<b>\$ 75,185</b>	<b>15.7%</b>	<b>\$ 110,316</b>
------------------------	------------------	------------------	--------------	-------------------



**Vehicle and Grounds Maintenance and Urban Forestry**

Account	Description	2019 Budget	2018 Actual	2019 vs 2018		Account Notes	2019 Budget Notes
				2019 Actual	% Change		

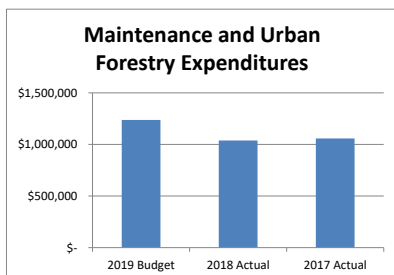
**Personal Services**

01-320-51010	SALARY & WAGES	\$ 538,525	\$ 506,203	6.4%	\$ 445,015		Increase based on new AFSCME three year contract.
01-320-51011	OVERTIME	10,000	12,038	-16.9%	2,385		
01-320-51012	SEASONALS	28,000	21,408	30.8%	28,800	Budget based on three (3) seasonal employees working twenty (20) weeks a year at \$12.00 per hour.	Small increase to reflect actual dollar figures compared to accounting notes.
01-320-51013	PARKS OVERTIME	10,000	13,346	-25.1%	7,958		
01-320-51014	PARKS SEASONALS	28,800	35,104	-18.0%	18,090	Budget based on three (3) seasonal employees working twenty (20) weeks a year at \$12.00 per hour.	Small increase to reflect actual dollar figures compared to accounting notes.
01-320-51030	OPERS	109,054	108,791	0.2%	92,274		Increase based on new AFSCME three year contract.
01-320-51041	WORKER'S COMP	10,105	346	2823.6%	1,686		
01-320-51070	TRANSFER TO HEALTH INSURANCE	89,277	89,277	0.0%	81,342		
01-320-51071	DENTAL INSURANCE	3,761	2,968	26.7%	2,240		
01-320-51072	VISION	742	643	15.4%	573		
01-320-51073	LIFE	544	541	0.6%	500		
01-320-51076	MEDICARE	8,911	7,105	25.4%	6,654		
<b>Total Personal Services</b>		<b>\$ 837,719</b>	<b>\$ 797,769</b>	<b>5.0%</b>	<b>\$ 687,516</b>		

**Other Expenditures**

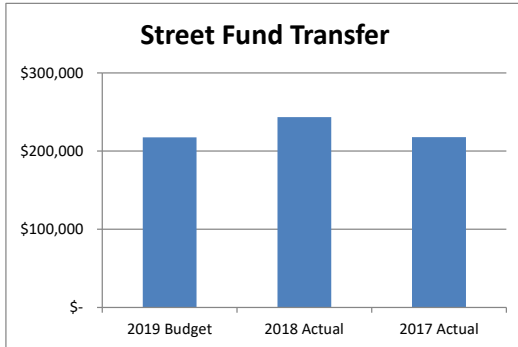
01-320-51131	UTILITIES	\$ 25,000	\$ 20,809	20.1%	\$ 21,143	Service Department site including 2777 Delmar Drive space.	Electric = \$7,935.42 Natural Gas = \$12,595.20
01-320-51140	REPAIR/MAINTENANCE	12,000	7,374	62.7%	9,995	Basic facility upkeep costs (Heating, Ventilation and Air Conditioning (HV/AC) maintenance, fire extinguisher inspections, pest control, etc.) performed on an annual, quarterly, monthly, etc. basis.	
01-320-51190	TREE CONSULTING	500		#DIV/0!	930	Expert analysis of city trees (hazard mitigation, pest and disease identification and treatments, etc.).	
01-320-51191	TURF MAINTENANCE	65,000	45,072	44.2%	60,830	Mowers, trailers, contractual work (flower bed planting, maintenance and fall cleanup) and streetscaping enhancements along Main Street, Drexel Avenue and at Jeffrey Mansion, etc.	Increase based on need to improve overall turf condition/quality at Common Wealth, Havenwood and Schneider Parks.
01-320-51320	OPERATING EXPENSES	18,000	17,932	0.4%	29,897	Custodial and matt services, first aid supplies, Oxygen, Acetylene, etc.	
01-320-51321	OPERATING EXPENSES PARKS AND URBAN FORESTRY	10,500	2,451	328.4%	7,831	Herbicides, pesticides, mowers and chainsaw parts, etc.	Small increase needed to accomodate increased cost of equipment.
01-320-51325	GAS TANK ASSURANCE	300		#DIV/0!		Required permitting and insurance fees for fuel tanks.	
01-320-51330	REPAIR/MAINTENANCE.SUPPLIES	18,500	17,438	6.1%	17,832	Basic upkeep costs of City properties located on Delmar Drive, which are not expressly covered under a professional services contract.	Increased account 01-320-51331 (Repair/Maintenance Parks and Urban Forestry), while decreasing account 01-320-51330 (Repair/Maintenance Supplies).
01-320-51331	REPAIR/MAINTENANCE PARKS AND URBAN FORESTRY	5,000	2,610	91.6%	3,062	Specific to grounds and facility areas utilized by Parks and Urban Forestry Department.	Increased account 01-320-51331 (Repair/Maintenance Parks and Urban Forestry), while decreasing account 01-320-51330 (Repair/Maintenance Supplies).
01-320-51332	VEHICLE MAINTENANCE	115,500	83,998	37.5%	83,421	Vehicle maintenance for all departments (Police, Parks & Recreation, Code Enforcement, etc.).	Increase based on age of several vehicles within the current fleet and prior history (no new vehicles will be purchased in 2019).
01-320-51340	SMALL TOOLS AND EQUIPMENT	7,000	6,991	0.1%	5,643	Parks and Urban Forestry equipment (weed eaters, edger's, pruners, etc.).	
01-320-51360	FUEL	115,500	109,515	5.5%	86,639	Gasoline and Diesel (Police cruiser and Suburban Utility Vehicles (SUVs), Parks and Recreation pickup trucks and gators, Code Enforcement pickup truck, utility/bucket trucks, chipper, etc.).	Increase based on 2018 prices of gasoline and diesel and projected costs in 2019.
01-320-51370	TREES/LANDSCAPING	66,625	64,065	4.0%	24,075	Replacement plant material and contractual labor.	Increase based on projected 2.5% inflationary factor and additional inventory (Main and Broad Street
<b>Total Other Expenditures</b>		<b>\$ 459,425</b>	<b>\$ 378,255</b>	<b>21.5%</b>	<b>\$ 351,298</b>		

**Total Maintenance and Parks \$ 1,297,144 \$ 1,176,024 10.3% \$ 1,038,813**



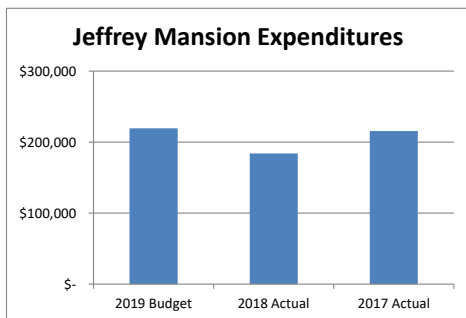
## State Highway/ Street Fund Transfers

Account	Description	2019 Budget	2018 Actual	2019 vs 2017		Account Notes	2019 Budget Notes
				2018	Actual		
01-300-51610	HIGHWAY/STREET FUND TRANSFER	\$ 100,000	\$ 272,593	-63.3%	\$ 243,356		
<b>Total Street Fund Transfer</b>		<b>\$ 100,000</b>	<b>\$ 272,593</b>	<b>-63.3%</b>	<b>\$ 243,356</b>		



## Jeffrey Mansion Expenditure Detail

Account	Description	2019 Budget	2018 Actual	2019 vs 2018	2017 Actual	Account Notes	2019 Budget Notes
<b>Personal Services</b>							
01-540-51010	SALARY & WAGES	\$ 77,213	\$ 72,651	6.3%	\$ 66,260	1-Custodian, 2-Part-Time Service Workers (80%) 1-Full-Time Service Worker (20%)	No new employees. Same staffing level as 2018.
01-540-51011	OVERTIME	5,000	3,902	28.2%	5,427		
01-540-51030	OPERS	14,451	12,063	19.8%	13,261		
01-540-51041	WORKER'S COMP	1,585	576	175.3%	588		
01-540-51050	UNIFORM ALLOWANCE	1,000	965	3.6%	1,047		
01-540-51070	TRANSFER TO HEALTH INSURANCE	26,146	26,146	0.0%	23,822		
01-540-51071	DENTAL INSURANCE	917	724	26.8%	546		
01-540-51072	VISION	176	152	15.4%	164		
01-540-51073	LIFE	187	186	0.6%	172		
01-540-51076	MEDICARE	1,192	1,075	10.9%	1,161		
<b>Total Personal Services</b>		<b>\$ 127,866</b>	<b>\$ 118,440</b>	<b>8.0%</b>	<b>\$ 112,448</b>		
<b>Other Expenditures</b>							
01-540-51131	UTILITIES/ELEC.	\$ 18,000	\$ 15,221	18.3%	\$ 14,046	AEP Bills for the Mansion	Reduced to reflect expenses over the past 2 years.
01-540-51133	UTILITIES/GAS	7,670	6,150	24.7%	5,521	Columbia Gas Bills for the Mansion	Reduce by \$1k based on historic usage
01-540-51190	CONTRACTS	24,500	16,674	46.9%	17,957	HV/AC, ProGuard,	Reduced the overall by \$1k. Moved \$3k from Operating to Contracts to better reflect type of expense
01-540-51192	LEAD PAINT MONITORING	3,000	-		2,400	Testing of preschool rooms for lead dust (preventative in nature)	
01-540-51320	OPERATING EXPENSES	10,000	12,806	-21.9%	14,859	Bathroom supplies, light bulbs, paint, filters, Flooring work	Moved \$3k to Contracts, \$1k to Cleaning Supplies, and \$5k to Repair/Maint to more accurately reflect where the cost is coming from
01-540-51321	CLEANING SUPPLIES	8,000	7,147	11.9%	6,734	Cleaning Supplies for the Mansion	
01-540-51330	REPAIR/MAINT. SUPPLIES	12,810	7,810	64.0%	7,232	Welding on stair railing, supplies to fix issues with building hardware, HV/AC	Moved \$5k from Operating to Repair/Maint. to reflect typ of expense
01-540-51332	FIRE SUPPRESSION /LIFE SAFETY	4,020	2,649	51.7%	2,723	Security Monitoring, Fire suppression inspections	Reduced by \$500 based on historic usage
<b>Total Other Expenditures</b>		<b>\$ 88,000</b>	<b>\$ 68,457</b>	<b>28.5%</b>	<b>\$ 71,472</b>		
<b>Total Jeffrey Mansion</b>		<b>\$ 215,866</b>	<b>\$ 186,897</b>	<b>15.5%</b>	<b>\$ 183,920</b>		



## Parks Expenditure Detail

Account	Description	2019 Budget	2018 Actual	2019 vs 2018	2017 Actual	Account Notes	2019 Budget Notes
---------	-------------	----------------	----------------	--------------------	----------------	---------------	-------------------

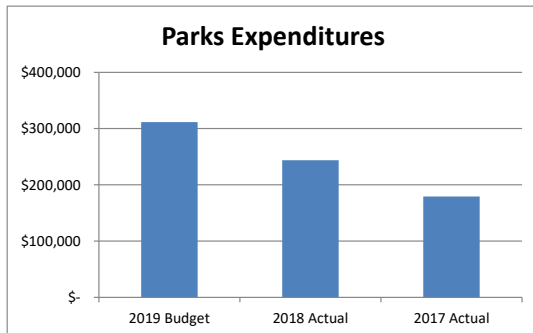
**Personal Services**

01-570-51010	SALARY & WAGES	\$ 174,456	\$ 131,424	32.7%	\$ 129,465	1-Supervisor, 1-Full-Time Service Worker, 1-Part-Time Service Worker, 2-Part-Time Service Workers (80%) 1-Full-Time Service Worker (20%) ,	No new employees. Same staffing level as 2018.
01-570-51011	OVERTIME	12,000	13,291	-9.7%	13,964		
01-570-51012	SEASONAL	8,000	9,936	-19.5%	4,035		
01-570-51030	OPERS	37,473	33,478	11.9%	29,397		
01-570-51041	WORKER'S COMP	2,262	822	175.3%	839		
01-570-51050	UNIFORM ALLOWANCE	500	500	0.0%	497		
01-570-51070	TRANSFER TO HEALTH INSURANCE	13,311	13,311	0.0%	3,017		
01-570-51071	DENTAL INSURANCE	469	370	26.8%	301		
01-570-51072	VISION	158	137	15.4%	166		
01-570-51073	LIFE	155	154	0.6%	88		
01-570-51076	MEDICARE	2,820	2,467	14.3%	1,954		
<b>Total Personal Services</b>		<b>\$ 251,603</b>	<b>\$ 205,890</b>	<b>22.2%</b>	<b>\$ 183,723</b>		

**Other Expenditures**

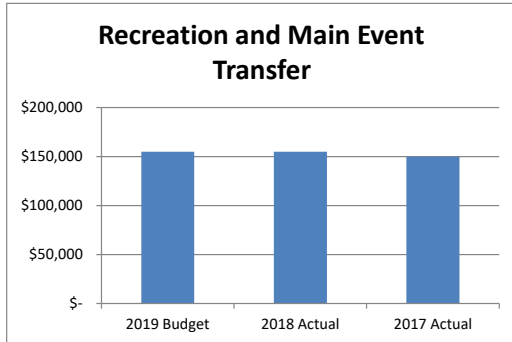
01-570-51131	UTILITIES/ELEC.	\$ 1,020	\$ 627	62.7%	\$ 643	Park Lights	
01-570-51190	CONTRACTS	3,200	1,907	67.8%	1,910	Portable Restrooms	Nearly out of Contract money already for 2018 + Moving \$1k from Operating to better reflect type of expense
01-570-51191	PARKS PLANNING	-	-		30,482	Havenwood Park Planning	
01-570-51320	OPERATING EXPENSES	12,000	14,558	-17.6%	16,556	Keys, new nets, medical supplies, paint, picnic tables, pavers	
01-570-51321	SMALL TOOLS AND EQUIPMENT	3,000					Created new line item to better describe type of purchase. \$3k moved from Operating.
01-570-51330	REPAIR/MAINT. SUPPLIES	9,240	3,836	140.9%	2,904	Utility vehicle repairs, playground equipment repairs	Moved \$3k from Operating to better reflect the type of cost
01-570-51350	ATHLETIC FIELD MAINTENANCE	20,000	8,859	125.8%	4,151	field paint, turf rehab,	Added \$8,000 for new athletic field expenses (i.e. soil testing, get ready for grand opening). I expect an estimated \$4k to be one time expenses as we get the field up and running.
01-570-51370	LANDSCAPING	10,000	3,122	220.3%	3,489	Plant material, playground mulch	Approx. \$4k are one time expenses for Commonwealth Park Improvements and playground material fill.
<b>Total Other Expenditures</b>		<b>\$ 58,460</b>	<b>\$ 32,910</b>	<b>77.6%</b>	<b>\$ 60,135</b>		

<b>Total Jeffrey Park</b>	<b>\$ 310,063</b>	<b>\$ 238,799</b>	<b>29.8%</b>	<b>\$ 243,858</b>
---------------------------	-------------------	-------------------	--------------	-------------------



## Recreation Fund Transfer

Account	Description	2019 Budget	2018 Actual	2019 vs 2018	2017 Actual	Account Notes	2019 Budget Notes
01-540-51610	RECREATION FUND TRANSFER	\$ 90,000	\$ 150,000	-40.0%	\$ 150,000		
01-540-51611	BCA	-	5,000	-100.0%	5,000		
<b>Total Recreation Fund Transfer</b>		<b>\$ 90,000</b>	<b>\$ 155,000</b>	<b>-41.9%</b>	<b>\$ 155,000</b>		



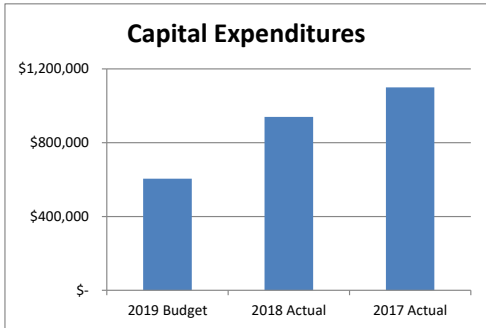
### Capital Expenditures Detail

Account	Description	2019 Budget	2018 Actual	2019 vs 2018	2017 Actual	Account Notes	2019 Budget Notes
---------	-------------	-------------	-------------	--------------	-------------	---------------	-------------------

**Infrastructure Expenditures**

01-960-16120	TRANSFER TO CAPITAL IMPROVEMENTS FUND	\$ 200,000	\$ 605,000	-66.9%	\$ 940,000		
--------------	---------------------------------------	------------	------------	--------	------------	--	--

<b>Total Capital Expenditures</b>		<b>\$ 200,000</b>	<b>\$ 605,000</b>	<b>-66.9%</b>	<b>\$ 940,000</b>		
-----------------------------------	--	-------------------	-------------------	---------------	-------------------	--	--



## 2019 City of Bexley Budget

### State Highway Fund

This fund is used for maintenance of state highways which run through Bexley. It is typically used only for road salt and overtime.

	2019 Budget	2018 Actual	2019 vs 2018	2017 Actual
<b>Revenue</b>				
Auto License Tax 7.5%	\$ 4,634	\$ 4,331	7.00%	\$ 4,634
Gasoline Excise Tax 7.5%	27,728	25,728	7.78%	19,847
Muni Cents Per Gallon 7.5%				10,052
Interest	329	1,042	-68.43%	329
<b>Total Revenue</b>	\$ 32,691	\$ 31,101	5.11%	\$ 34,862
<b>Expenditures</b>				
Operating Expenses	\$ 32,452	\$ 26,017	24.73%	\$ 13,540
<b>Total Expenditures</b>	\$ 32,452	\$ 26,017	24.73%	\$ 13,540
<b>Revenues Over(Under) Expenditures</b>	\$ 239	\$ 5,083		\$ 21,322
<b>Other Financing Uses</b>				
Prior Year Encumbrances		8,659		
<b>Total Other Uses</b>	\$ -	\$ 8,659		
<b>Beginning Fund Balance</b>				
Net Increase (Decrease)	239	(3,576)	-6.01%	21,322
<b>Ending Fund Balance</b>	\$ 56,130	\$ 55,891	0.43%	\$ 59,467

Adjusted 5.9.2019



**State Highway Expenditure Detail**

Account	Description	2019 Budget	2018 Actual	2019 vs 2017		Account Notes	2019 Budget Notes
				2018	2017 Actual		

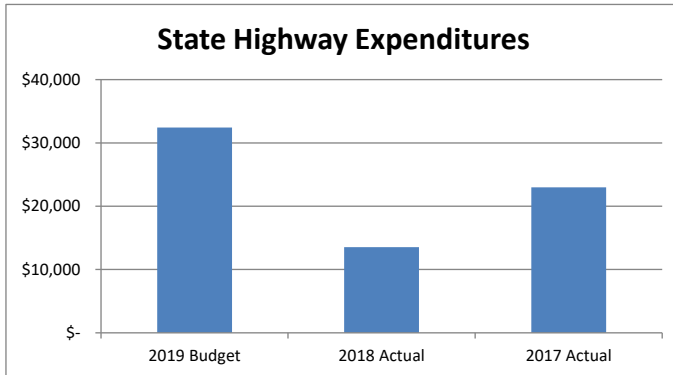
**Personal Services**

02-375-51011	OVERTIME	\$ 10,000	\$ 3,343	199.1%	\$ -		Increase based on new AFSCME three year contract.
02-375-51030	OPERS	2,250	2,062	9.1%	2,123		
02-375-51041	WORKERS COMP	202	612	-67.0%	77		
<b>Total Personal Services</b>		<b>\$ 12,452</b>	<b>\$ 6,017</b>	<b>106.9%</b>	<b>\$ 2,200</b>		

**Other Expenditures**

02-375-51320	Operating Expenses	\$ 20,000	\$ 20,000	0.0%	\$ 11,340	Specifically used for the purchase of rock salt.	
		<b>\$ 20,000</b>	<b>\$ 20,000</b>	<b>0.0%</b>	<b>\$ 11,340</b>		

<b>Total State Highway</b>	<b>\$ 32,452</b>	<b>\$ 26,017</b>	<b>24.7%</b>	<b>\$ 13,540</b>
----------------------------	------------------	------------------	--------------	------------------



**2019 City of Bexley Budget**  
**Street Maintenance Fund**

This fund is used for routine maintenance of Bexley City Streets, including cleaning and lighting. The largest expense for this fund is salaries and wages of Street Department Employees.

	<b>2019 Budget</b>	<b>2018 Actual</b>	<b>2019 vs 2018</b>	<b>2017 Actual</b>
<b>Revenue</b>				
Auto License Tax 92.5%	\$ 61,000	\$ 59,131	3.2%	\$ 57,168
Gasoline Excise Tax 92.5%	353,000	317,307	11.2%	241,378
Muni Cents Per Gallon 92.5%				115,052
Permissive Tax (State)	80,000	73,377	9.0%	78,208
Permissive Tax (County)	47,000	45,687	2.9%	48,655
Interest	3,000	6,193	-51.6%	3,433
<b>Total Revenue</b>	<b>\$ 544,000</b>	<b>\$ 501,695</b>	<b>8.4%</b>	<b>\$ 543,894</b>
<b>Expenditures</b>				
Street Maintenance	\$ 767,442	\$ 805,555	-4.7%	\$ 749,803
<b>Total Expenditures</b>	<b>\$ 767,442</b>	<b>\$ 805,555</b>	<b>-4.7%</b>	<b>\$ 749,803</b>
Revenues Over(Under) Expenditures	\$ (223,442)	\$ (303,860)		\$ (205,909)
<b>Other Financing Sources</b>				
Transfer From General Fund	\$ 100,000	\$ 272,593	-63.3%	\$ -
<b>Total Other Sources</b>	<b>\$ 100,000</b>	<b>\$ 272,593</b>	<b>-63.3%</b>	<b>\$ -</b>
<b>Other Financing Uses</b>				
Prior Year Encumbrances	\$ 43,201	\$ 26,620		
	\$ 43,201	\$ 26,620		
<b>Beginning Balance</b>				
Net Increase (Decrease)	\$ 327,987	\$ 385,875	-15.0%	\$ 348,428
	(166,643)	(57,887)		37,447
<b>Ending Balance</b>	<b>\$ 161,344</b>	<b>\$ 327,987</b>	<b>-50.8%</b>	<b>\$ 385,875</b>

**Street Maintenance Expenditure Detail**

Account	Description	2019 Budget	2018 Actual	2019 vs 2018	2017 Actual	Account Notes	2019 Budget Notes
---------	-------------	-------------	-------------	--------------	-------------	---------------	-------------------

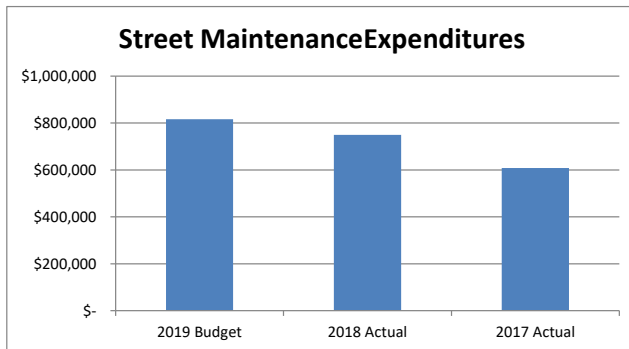
**Personal Services**

03-380-51010	SALARY & WAGES	\$ 300,361	\$ 335,573	-10.5%	\$ 322,274		Increase based on new AFSCME three year contract.
03-380-51011	OVERTIME	16,000	26,337	-39.2%	17,511		
03-380-51030	OPERS	49,466	49,617	-0.3%	45,423		Increase based on new AFSCME three year contract.
03-380-51041	WORKERS COMP	3,410	702	385.6%	4,091		
03-380-51070	TRANSFER TO HEALTH INSURANCE	51,153	51,153	0.0%	46,607		
03-380-51071	DENTAL	2,237	1,765	26.8%	1,332		
03-380-51072	VISION	245	212	15.4%	226		
03-380-51073	LIFE	562	558	0.6%	516		
03-380-51076	MEDICARE	4,587	4,576	0.2%	5,341		
<b>Total Personal Services</b>		<b>\$ 428,021</b>	<b>\$ 470,494</b>	<b>-9.0%</b>	<b>\$ 443,321</b>		

**Other Expenditures**

03-380-51190	CONTRACT/PROFESSIONAL	\$ 6,000	\$ 470	1176.6%	\$ 8,000	Major roadway/sign repairs.	
03-380-51193	CURB REPLACEMENT	2,000	-		-	Forms, pins, concrete, finishing tools, etc.	
03-380-51194	BIKEWAYS MASTER PLAN	-	-		-	Development and analysis of City of Bexley Bikeway Masterplan.	
03-380-51320	OPERATING EXPENSES	115,500	105,528	9.4%	130,394	Paver, rollers, heat welder, plate compactor, etc.	Increase based on projected 5% inflationary factor and additional inventory.
03-380-51321	WEED CONTROL - CURBS	2,000	-	#DIV/0!	-	Herbicide applications.	
03-380-51330	REPAIR/MAINTENANCE SUPPLIES	85,500	67,591	26.5%	76,029	Rock salt, aggregate, asphalt, etc.	Decrease based on past history.
03-380-51360	FUEL	5,000	5,000	0.0%	5,000	Gasoline and Diesel (pickup trucks, dump trucks, backhoe, asphalt paver, vibratory roller, etc.).	
03-380-51380	SIGNS & MARKS	50,000	46,342	7.9%	50,349	Regulatory and way finding signage, paint/thermoplastic, etc.	
03-700-51510	OPWC REPAYMENT	73,421	110,131	-33.3%	36,710	Debt Service (Cassady Avenue Project) will be paid off as of 2028 (annual permissive tax covers half of this expense each year).	
<b>Total Other Expenditures</b>		<b>\$ 339,421</b>	<b>\$ 335,062</b>	<b>1.3%</b>	<b>\$ 306,482</b>		

<b>Total Street Maintenance</b>	<b>\$ 767,442</b>	<b>\$ 805,555</b>	<b>-4.7%</b>	<b>\$ 749,803</b>
---------------------------------	-------------------	-------------------	--------------	-------------------



## 2019 City of Bexley Budget

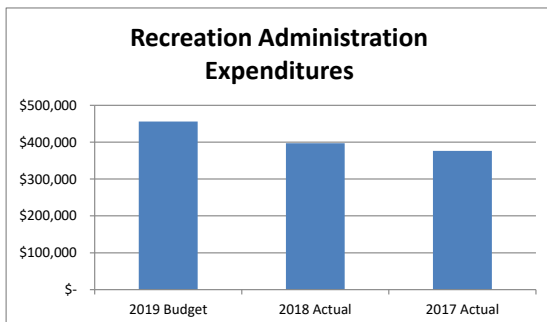
### Recreation Fund

This fund supports the programs and operations of the Recreation Department. Over half of the revenue for this fund is generated by participation fees from residents. The rest of the funding is provided by a subsidy from the General Fund.

	2019 Budget	2018 Actual	2019 vs 2018	2017 Actual
<b><u>Revenue</u></b>				
Recreation Programs	\$ 340,000	\$ 321,882	5.6%	\$ 329,673
Mansion and Facility Rentals	70,000	68,666	1.9%	72,050
Jeffrey Summer Camp.*	525,000	526,132	-0.2%	545,803
Preschool	265,000	276,527	-4.2%	258,122
Before and After Care	385,000	437,108	-11.9%	329,765
Misc.	7,000	(138,243)	-105.1%	15,137
<b>Total Revenue</b>	<b>\$ 1,592,000</b>	<b>\$ 1,642,072</b>	<b>-3.0%</b>	<b>\$ 1,550,550</b>
 <b><u>Expenditures</u></b>				
Administration	\$ 474,566	\$ 448,709	5.8%	\$ 397,129
Programs	301,138	247,227	21.8%	246,487
Preschool	219,819	213,099	3.2%	183,535
Before and After School Program	291,730	246,235	18.5%	205,626
Senior Programs	91,377	86,531	5.6%	79,908
Jeffrey Summer Camp	347,037	324,031	7.1%	331,253
<b>Total Expenditures</b>	<b>\$ 1,725,669</b>	<b>\$ 1,565,832</b>	<b>10.2%</b>	<b>\$ 1,443,938</b>
Revenues Over(Under) Expenditures	\$ (133,669)	\$ 76,239		\$ 106,612
 <b><u>Other Financing Sources</u></b>				
Transfers From the General Fund	\$ 90,000	\$ 150,000	-40.0%	\$ 150,000
<b>Total Other Sources</b>	<b>\$ 90,000</b>	<b>\$ 150,000</b>	<b>-40.0%</b>	<b>\$ 150,000</b>
 <b><u>Other Financing Uses</u></b>				
Recreation Capital		\$ 100,379	-100.0%	\$ 89,990
Transfer to Jeffrey Mansion Fund	0	275,000	-100.0%	
Prior Year Encumbrances	144,741	249,813	-42.1%	
<b>Total Other Uses</b>	<b>\$ 144,741</b>	<b>\$ 625,192</b>	<b>-76.8%</b>	<b>\$ 89,990</b>
 <b><u>Beginning Fund Balance</u></b>				
Net Increase (Decrease)	\$ 307,613	\$ 706,565	-56.5%	\$ 539,943
Estimated Unspent Appropriations	(188,410)	(398,953)		166,622
<b>Ending Fund Balance</b>	<b>\$ 249,203</b>	<b>\$ 307,613</b>	<b>-19.0%</b>	<b>\$ 706,565</b>

**Recreation Administration Expenditure Detail**

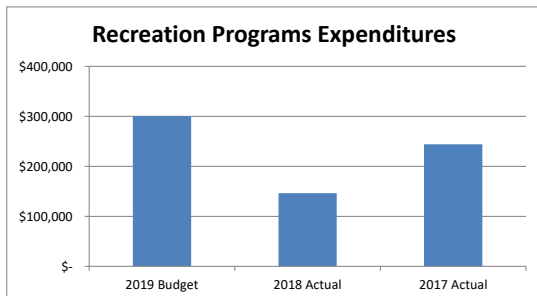
Account	Description	2019 Budget	2018 Actual	2019 vs 2018	2018 YTD 09/30/18	2017 Actual	Account Notes	2019 Budget Notes
<b>Personal Services</b>								
05-510-51010	SALARY & WAGES	\$ 312,568	\$ 301,941	3.5%	\$ 233,041	\$ 280,051	1-Director, 1-Deputy Director (75%), 1-Tier 1 Rec Supervisor (15%) 3-Tier 2 Rec Supervisors (100%).	No new employees. Same staffing level as 2018.
05-510-51030	OPERS	43,760	38,256	14.4%	32,626	35,547		
05-510-51041	WORKER'S COMP	4,712	1,710	175.6%	150	(796)		
05-510-51070	TRANSFER TO HEALTH	68,685	68,685	0.0%	68,685	53,469		
05-510-51071	DENTAL	1,965	1,550	26.8%	1,280	1,170		
05-510-51072	VISION	88	76	15.4%	63	81		
05-510-51073	LIFE	467	464	0.6%	347	429		
05-510-51076	MEDICARE	4,532	3,896	16.3%	3,188	3,843		
<b>Total Personal Services</b>		<b>\$ 436,776</b>	<b>\$ 416,579</b>	<b>4.8%</b>	<b>\$ 339,379</b>	<b>\$ 373,794</b>		
<b>Other Expenditures</b>								
05-510-51021	MEETING MEALS	\$ 200	\$ 109	83.5%	\$ 33	\$ 200	Meals for staff meetings (i.e. lunch for Harvest Festival Set-Up)	
05-510-51022	MILEAGE REIMBURSEMENT	1,750	1,000	75.0%	922	1,604	Reimbursement for staff for mileage they put on their personal vehicles	We are going to run out shortly in 2018
05-510-51310	OFFICE SUPPLIES	4,000	2,412	65.8%	1,580	2,500	Paper, note pads, pens, etc.	Moved \$1k from Operating to better reflect the type of expense.
05-510-51320	OPERATING EXPENSES	1,500	3,010	-50.2%	1,595	2,961	Postage, Laminator, signs, business cards, OPRA membership	Moved \$2k into Training/Prof Dev. To better represent the expense for OPRA Membership. Moved \$1k to Office Supplies to better reflect expenses.
05-510-51321	BROCHURE	17,340	15,599	11.2%	14,798	16,070	Cost to print and deliver the brochure 3 times a year	New line item to be better reflect OPRA Membership and Staff Training (OPRA Conference). Moved \$2k from Operating and added \$1k for OPRA Convention.
05-510-51322	YOUTH SCHOLARSHIP CHALLENGE FUND	10,000	10,000	0.0%	2,501		Money to help cover programming costs for families that need a little assistance.	
05-510-51323	TRAINING/PROF DEVELOP	3,000						
<b>Total Other Expenditures</b>		<b>\$ 37,790</b>	<b>\$ 32,130</b>	<b>17.6%</b>	<b>\$ 21,429</b>	<b>\$ 23,335</b>		
<b>Total Recreation Admin.</b>		<b>\$ 474,566</b>	<b>\$ 448,709</b>	<b>5.8%</b>	<b>\$ 360,808</b>	<b>\$ 397,129</b>		



### Recreation Programs Expenditure Detail

Account	Description	2019 Budget	Revised 2018 Actual	2019 vs 2018	2018 YTD 09/30/18	2017 Actual	Account Notes	2019 Budget Notes
<b>Personal Services</b>								
05-520-51010	SALARY & WAGES	\$ 26,000	\$ 8,450	207.7%	\$ 6,574	\$ 8,742	All Seasonal Employees	Includes \$11k for anticipated costs for programming around the new Schneider Park Athletic Field (This was built into the 2018 budget with the hopes that the fields would be operational).
05-520-51011	RENTALS OT	750	-		-			
05-520-51030	OPERS	3,745	3,432	9.1%	920	4,063		
05-520-51041	WORKER'S COMP	278	68	306.7%	(24)	184		
05-520-51076	MEDICARE	388	340	14.2%	95	158		
	<b>Total Personal Services</b>	<b>\$ 31,161</b>	<b>\$ 12,291</b>	<b>153.5%</b>	<b>\$ 7,566</b>	<b>\$ 13,147</b>		
<b>Other Expenditures</b>								
05-520-51320	OPERATING EXPENSES	\$ 8,000	\$ 8,741	-8.5%	\$ 7,282	\$ 9,030	Program shirts (Not Uniforms), BPAK supplies, print work, program snacks, medical supplies, league fees, tournament fees, background checks, Job fair registration,	Moved \$1k into Background Checks, \$2k into Uniforms, \$2k into Equipment, and \$1,500 into awards.
05-520-51321	SPECIAL ACTIVITY SUPPLIES	29,100	25,281	15.1%	18,870	27,160	Pumpkins, Straw, Helium tank, campout supplies, 5k run supplies, egg hunt candy, bingo prizes, Youth triathlon supplies, etc.	Created new line item to better describe type of purchase. \$1k moved from Operating.
05-520-51322	COMMUNITY GARDEN	3,000	2,640	13.6%	-	2,071	We pay the community garden the registration fees that we collect	
05-520-51323	UNIFORMS	20,237	17,771	13.9%	12,919	17,156	Sports team uniforms	Based on the total available plots for rent. This is a pass through.
05-520-51324	EQUIPMENT	8,630	5,998	43.9%	5,042	4,256	Generally sports equipment	Moved \$2k from Operating to better reflect costs
05-520-51325	AWARDS	5,810	2,512	131.3%	2,487	2,310	Medals and trophies for participants.	Moved \$2k from Operating to better reflect costs
05-520-51326	BACKGROUND CHECKS	1,000						Moved \$1,500 from Operating to better reflect costs
05-520-51710	PROFESSIONALS	175,000	157,570	11.1%	113,369	158,935	Pays instructors	Through Sept. we have spent \$113k. Projecting to spend \$47k through end of year. Gives us a little wiggle room for new programs in 2019
05-520-51720	REFEREES	18,900	14,196	33.1%	11,063	12,222	Umpire and referee costs for youth and adult sports	
05-520-51730	CONCESSIONS	300	226	32.7%	225	200	Food for program activities (i.e. volunteer meals)	
	<b>Total Other Expenditures</b>	<b>\$ 269,977</b>	<b>\$ 234,936</b>	<b>14.9%</b>	<b>\$ 171,256</b>	<b>\$ 233,340</b>		

<b>Total Recreation Programs</b>	<b>\$ 301,138</b>	<b>\$ 247,227</b>	<b>21.8%</b>	<b>\$ 178,822</b>	<b>\$ 246,487</b>
----------------------------------	-------------------	-------------------	--------------	-------------------	-------------------



## Jeffrey Preschool

Account	Description	2019 Budget	2018 Actual	2019 vs 2018	2018 YTD 09/30/18	2017 Actual	Account Notes	2019 Budget Notes
---------	-------------	----------------	----------------	--------------------	-------------------------	----------------	---------------	-------------------

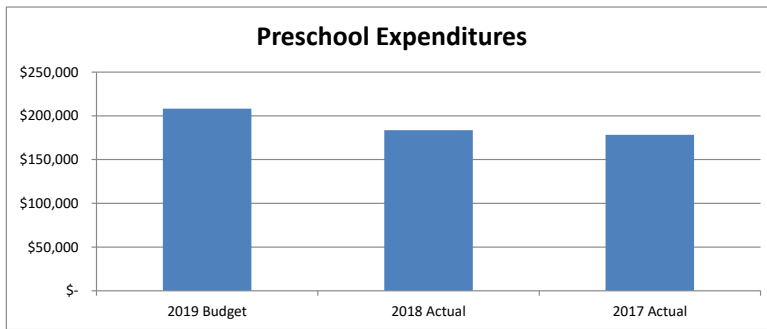
**Personal Services**

05-525-51010	SALARY & WAGES	\$ 178,433	\$ 180,148	-1.0%	\$ 122,626	\$ 158,756		S&W are going to be very tight in 2018. I added 3% increase plus \$5k to account for our 2018 baseline being tight.
05-525-51030	OPERS	24,981	21,618	15.6%	17,168	16,004		
05-525-51041	WORKER'S COMP	2,819	805	250.2%	90	1,054		
05-525-51076	MEDICARE	2,587	2,201	17.5%	1,724	2,269		
<b>Total Personal Services</b>		<b>\$ 208,819</b>	<b>\$ 204,772</b>	<b>2.0%</b>	<b>\$ 141,606</b>	<b>\$ 178,083</b>		

**Other Expenditures**

05-525-51260	REFUNDS	\$ 1,000			\$ -			
0-5-525-51300	SNACKS	2,000						Moved \$2k from Operating to better reflect cost
0-5-525-51301	SUPPLIES	2,000						Moved \$2k from Operating to better reflect cost
0-5-525-51302	EQUIPMENT	1,000						Moved \$1k from Operating to better reflect cost
0-5-525-51303	PROF DEVELOPMENT	3,000						Moved \$3k from Operating to better reflect cost
05-525-51320	OPERATING EXPENSES	2,000	8,327	-76.0%	6,601	5,452		Moved \$8k to more descriptive accounts
<b>Total Other Expenditures</b>		<b>\$ 11,000</b>	<b>\$ 8,327</b>	<b>32.1%</b>	<b>\$ 6,601</b>	<b>\$ 5,452</b>		

<b>Total Recreation Programs</b>	<b>\$ 219,819</b>	<b>\$ 213,099</b>	<b>3.2%</b>	<b>\$ 148,207</b>	<b>\$ 183,535</b>
----------------------------------	-------------------	-------------------	-------------	-------------------	-------------------



## Before and After School Care

Account	Description	2019 Budget	2018 Actual	2019 vs 2018	2018 YTD 09/30/18	2017 Actual	Account Notes	2019 Budget Notes
---------	-------------	----------------	----------------	--------------------	-------------------------	----------------	---------------	-------------------

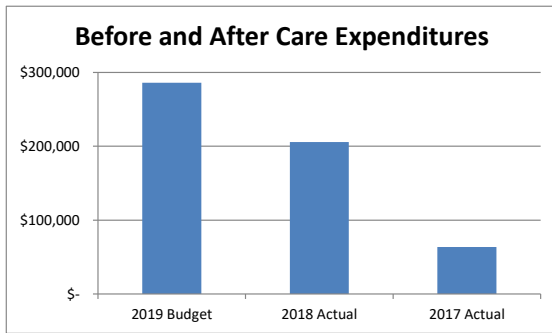
**Personal Services**

05-526-51010	SALARY & WAGES	\$ 202,839	\$ 192,347	5.5%	\$ 132,456	\$ 158,997	Includes 1-Tier 1 Rec Supervisor (50%), 1-Tier 2 Rec Coordinator (70%), 1-Tier 2 Rec Coordinator (65%), and Seasonal Staff	No New Full-Time Positions
05-526-51030	OPERS	28,397	25,406	11.8%	18,531	21,952		
05-526-51041	WORKER'S COMP	2,927	1,071	173.3%	3	2,470		
05-526-51070	HEALTH TRANSFER	-	-		-	-		
05-526-51071	DENTAL	-	-		-	-		
05-526-51072	VISION	-	-		-	-		
05-526-51073	LIFE	-	-		-	-		
05-526-51076	MEDICARE	2,941	2,587	13.7%	1,880	2,236		
<b>Total Personal Services</b>		<b>\$ 237,105</b>	<b>\$ 221,411</b>	<b>7.1%</b>	<b>\$ 152,870</b>	<b>\$ 185,655</b>		

**Other Expenditures**

05-526-51320	OPERATING EXPENSES	\$ 6,625	\$ 6,350	4.3%	\$ 3,207	\$ 8,547	Background checks, bus parts, Lowes supplies, cleaning supplies	Moved \$1k to Background Checks to better reflect costs.
05-526-51321	BACKGROUND CHECKS	1,000						
05-526-51322	SNACKS	14,000	8,369	67.3%	5,504	6,898	Daily snacks	
05-526-51323	SUPPLIES	9,000	3,552	153.4%	2,429	2,825	Art supplies, science project supplies, paper, pencils	
05-526-51710	PROFESSIONALS	16,000	4,899	226.6%	854	1,701	Field trips and special guests	
05-526-51440	EQUIPMENT	8,000	1,655	383.5%	3,825		Games, books, balls, etc.	
<b>Total Other Expenditures</b>		<b>\$ 54,625</b>	<b>\$ 24,824</b>	<b>120.0%</b>	<b>\$ 15,820</b>	<b>\$ 19,971</b>		

<b>Total Recreation Programs</b>	<b>\$ 291,730</b>	<b>\$ 246,235</b>	<b>18.5%</b>	<b>\$ 168,689</b>	<b>\$ 205,626</b>
----------------------------------	-------------------	-------------------	--------------	-------------------	-------------------





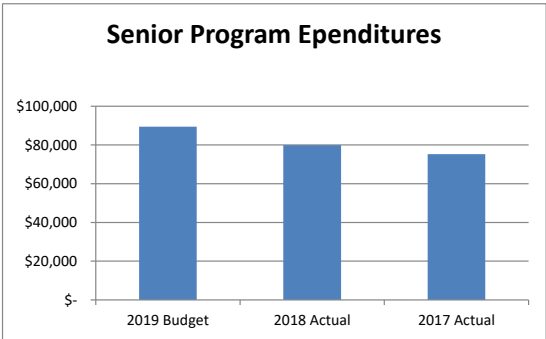
### Senior Programs Expenditure Detail

Account	Description	2019 Budget	2018 Actual	2019 vs 2018	2018 YTD 09/30/18	2017 Actual	Account Notes	2019 Budget Notes
---------	-------------	-------------	-------------	--------------	-------------------	-------------	---------------	-------------------

**Personal Services**

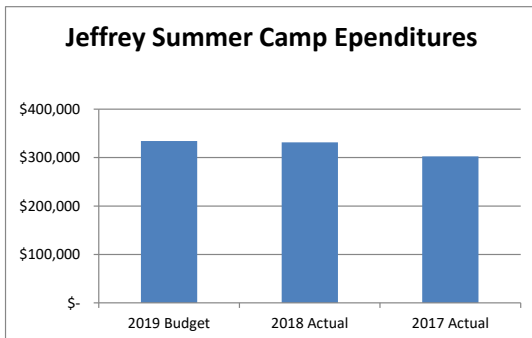
05-530-51010	SALARY & WAGES	\$ 67,166	\$ 65,504	2.5%	\$ 49,220	\$ 60,886		
05-530-51030	OPERS	9,403	8,412	11.8%	6,891	8,047		
05-530-51041	WORKER'S COMP	1,017	271	275.0%	32	377		
05-530-51070	TRANSFER TO HEALTH	9,324	9,324	0.0%	9,324	8,495		
05-530-51071	DENTAL	265	209	26.8%	173	161		
05-530-51072	VISION	78	67	15.4%	55	81		
05-530-51073	LIFE	92	91	0.6%	68	86		
05-530-51076	MEDICARE	974	857	13.7%	691	865		
	<b>Total Personal Services</b>	<b>\$ 88,317</b>	<b>\$ 84,736</b>	<b>4.2%</b>	<b>\$ 66,454</b>	<b>\$ 78,998</b>		
	<b>Other Expenditures</b>							
05-530-51310	OFFICE SUPPLIES	\$ 1,020	\$ 644	58.4%	\$ 644	\$ 168	Paper products & office supplies	
05-530-51320	OPERATING EXPENSES	2,040	1,152	77.1%	876	742	Stamps, event tickets, 4th of July supplies	
	<b>Total Other Expenditures</b>	<b>\$ 3,060</b>	<b>\$ 1,796</b>	<b>70.4%</b>	<b>\$ 1,520</b>	<b>\$ 910</b>		

<b>Total Seniors Programs</b>	<b>\$ 91,377</b>	<b>\$ 86,531</b>	<b>5.6%</b>	<b>\$ 67,974</b>	<b>\$ 79,908</b>
-------------------------------	------------------	------------------	-------------	------------------	------------------



### Jeffrey Camp Expenditure Detail

Account	Description	2019 Budget	2018 Actual	2019 vs 2018	2018 YTD 09/30/18	2017 Actual	Account Notes	2019 Budget Notes
<b>Personal Services</b>								
05-580-51010	SALARIES & WAGES	\$ 232,986	\$ 226,219	3.0%	\$ 217,263	\$ 216,100	1-Tier 1 Rec Supervisor (35%), 1-Tier 1 Rec Coordinator (25%), 1-Tier 2 Rec Coordinator (30%), and seasonal staff	Increase to cover minimum wage increase (\$8.30 to \$8.55) and to account for a very tight 2018 budget.
05-580-51030	OPERS	32,618	28,485	14.5%	30,417	31,093		
05-580-51041	WORKER'S COMP	4,702	1,708	175.3%	150	1,744		
05-580-51076	MEDICARE	3,378	2,901	16.4%	3,114	3,097		
<b>Total Personal Services</b>		<b>\$ 273,684</b>	<b>\$ 259,313</b>	<b>5.5%</b>	<b>\$ 250,944</b>	<b>\$ 252,033</b>		
<b>Other Expenditures</b>								
05-580-51260	REFUNDS	\$ 1,353	\$ -		\$ -		Participation refunds	
05-580-51320	OPERATING EXPENSES	3,200	15,144	-78.9%	14,839	22,157	Staff & camper shirts, art supplies, background checks, equipment, licensing, medical supplies,	Moved 16,300 to various account to better reflect costs
05-580-51321	BACKGROUND CHECKS	2,800						Created new line item. Moved \$2,800 from Operating to better reflect cost
05-580-51322	SNACKS	3,000						Created New Line item. Moved \$3k from Operating to better reflect cost
05-580-51323	SUPPLIES	9,000						Created new line item. Moved \$9k from Operating to better reflect cost
05-580-51324	EQUIPMENT	1,500						Created new line item. Moved \$1,500 from Operating to better reflect cost
05-580-51710	PROFESSIONALS	52,500	49,574	5.9%	45,498	57,063	Field trips, busing, and special guests	
<b>Total Other Expenditures</b>		<b>\$ 73,353</b>	<b>\$ 64,718</b>	<b>13.3%</b>	<b>\$ 60,337</b>	<b>\$ 79,220</b>		
<b>Total Jeffrey Camp</b>		<b>\$ 347,037</b>	<b>\$ 324,031</b>	<b>7.1%</b>	<b>\$ 311,280</b>	<b>\$ 331,253</b>		



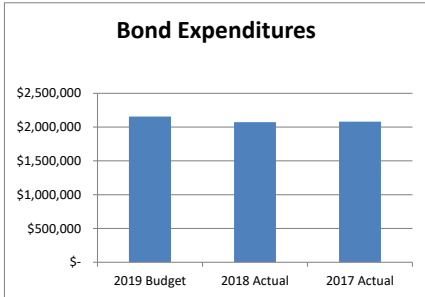
**2019 City of Bexley Budget**  
**Bond Retirement Fund**

This fund is used to pay all debt service except that which is specifically designated to another fund.

	<b>2019 Budget</b>	<b>2018 Actual</b>	<b>2019 vs 2018</b>	<b>2017 Actual</b>
<b><u>Expenditures</u></b>				
Debt Service	\$ 1,868,379	\$ 2,237,899	-16.5%	\$ 2,074,481
 <b><u>Other Financing Sources</u></b>				
Transfers from the General Fund	\$ 1,140,703	\$ 1,385,350	-17.7%	\$ 1,496,342
Transfer From TIF Fund	161,750	160,665	0.7%	164,580
Transfers from the Road and Alley Fund	565,926	566,564	-0.1%	540,645
<b>Transfers In</b>	<b>\$ 1,868,379</b>	<b>\$ 2,112,579</b>	<b>-11.6%</b>	<b>\$ 2,201,567</b>
 <b><u>Other Financing Uses</u></b>				
Prior Year Encumbrances				
<b>Total Other Uses</b>				
 <b><u>Beginning Fund Balance</u></b>				
Net Increase (Decrease)	0	-125,320	-1	127,086
<b>Ending Fund Balance</b>	<b>\$ 388,385</b>	<b>\$ 388,385</b>	<b>0.0%</b>	<b>\$ 513,705</b>

### Bond Retirement Expenditure Detail

Account	Description	2019 Budget	2018 Actual	2019 vs 2018	2018 YTD 09/30/18	2017 Actual	Account Notes	2019 Budget Notes
06-700-51510	PRINCIPAL	\$ 1,361,180	\$ 1,684,468		\$ 184,973	\$ 1,550,026		
06-700-51520	INTEREST	\$ 507,199	\$ 553,431		\$ 299,231	\$ 524,455		
<b>Total Bond Retirement Expenditures</b>		<b>\$ 1,868,379</b>	<b>\$ 2,237,899</b>	<b>-16.5%</b>	<b>\$ 484,204</b>	<b>\$ 2,074,481</b>		



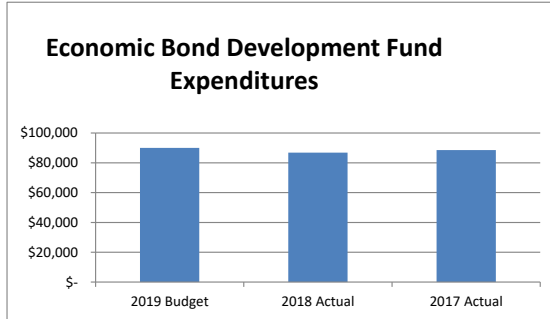
**2019 City of Bexley Budget**  
**Economic Redevelopment Fund**

This fund is used to pay all debt service related to the Bexley Square purchase.

	<b>2019 Budget</b>	<b>2018 Actual</b>	<b>2019 vs 2018</b>	<b>2017 Actual</b>
<b><u>Expenditures</u></b>				
Debt Service	\$ 87,975	\$ 90,000	-2.3%	\$ 86,795
<b><u>Other Financing Sources</u></b>				
Transfers from the General Fund	\$ -	\$ 71,530	-100.0%	\$ 43,400
Transfers City hall TIF Fund	87,975			
<b>Total Other Sources</b>	<b>\$ 87,975</b>	<b>\$ 71,530</b>	<b>23.0%</b>	<b>\$ 43,400</b>
<b><u>Other Financing Uses</u></b>				
Prior Year Encumbrances				
<b>Total Other Uses</b>				
<b><u>Beginning Fund Balance</u></b>				
Net Increase (Decrease)	\$ 3,336	\$ 21,806	-84.7%	\$ 65,201
	-	(18,470)		(43,395)
<b>Ending Fund Balance</b>	<b>\$ 3,336</b>	<b>\$ 3,336</b>	<b>0.0%</b>	<b>\$ 21,806</b>

### Economic Development Bond

Account	Description	2019 Budget	2018 Actual	2019 vs 2018	2018 YTD 09/30/18	2017 Actual	Account Notes	2019 Budget Notes
51-700-51510	BEXLEY SQUARE	\$ 87,925	\$ 90,000	-2.3%	\$ 22,515	\$ 86,795		
<b>Total Bond Retirement</b>		<b>\$ 87,925</b>	<b>\$ 90,000</b>	<b>-2.3%</b>	<b>\$ 22,515</b>	<b>\$ 86,795</b>		



## 2019 City of Bexley Budget

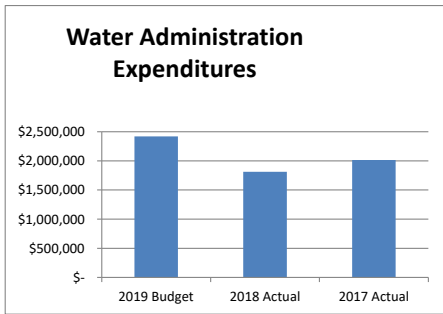
### Water Fund

This fund is used for maintenance and operation of the Bexley water system; the largest expenses of this fund are for water payments to Columbus and for salaries and wages.

	<b>2019 Budget</b>	<b>2018 Actual</b>	<b>2019 vs 2018</b>	<b>2017 Actual</b>
<b><u>Revenue</u></b>				
Receipts From Residents	\$ 2,533,598	\$ 2,483,920	2.0%	\$ 2,447,476
Capital Fee	214,000	178,553	19.9%	183,670
<b>Total Revenue</b>	<b>\$ 2,747,598</b>	<b>\$ 2,662,473</b>	<b>3.2%</b>	<b>\$ 2,631,146</b>
 <b><u>Expenditures</u></b>				
Water Administration	\$ 1,966,965	\$ 1,387,373	41.8%	\$ 1,811,969
Water Distribution	369,707	319,768	15.6%	396,898
<b>Total Expenditures</b>	<b>\$ 2,336,672</b>	<b>\$ 1,707,140</b>	<b>36.9%</b>	<b>\$ 2,208,867</b>
Revenues Over(Under) Expenditures	\$ 410,926	\$ 955,333		\$ 422,278
Debt Service	\$ 171,190	\$ 208,559	-17.9%	\$ 140,526
Transfer				438,402
Prior Year Encumbrances	1,008,750	469,875		
<b>Total Other Uses</b>	<b>\$ 1,179,940</b>	<b>\$ 678,434</b>	<b>73.9%</b>	<b>\$ 578,928</b>
<b><u>Beginning Balance</u></b>	<b>\$ 1,165,801</b>	<b>\$ 888,902</b>	<b>31.2%</b>	<b>\$ 1,045,552</b>
Net Increase (Decrease)	(769,014)	276,898		(156,650)
<b>Ending Balance</b>	<b>\$ 396,787</b>	<b>\$ 1,165,801</b>	<b>-66.0%</b>	<b>\$ 888,902</b>

## Water Administration Expenditure Detail

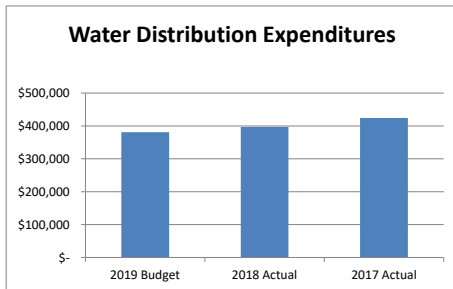
Account	Description	2019 Budget	2018 Actual	2019 vs 2018	2018 YTD 09/30/18	2017 Actual	Account Notes	2019 Budget Notes
<b>Personal Services</b>								
09-365-51010	SALARY & WAGES	\$ 93,903	\$ 93,388	0.6%	\$ 72,408	\$ 88,999		
09-365-51030	P.E.R.S.	13,146	11,949	10.0%	9,848	11,861		
09-365-51041	WORKER'S COMP	1,582	575	175.3%	50	559		
09-365-51070	TRANSFER TO HEALTH INSURANCE	11,613	11,613	0.0%	11,613	10,581		
09-365-51071	DENTAL	471	372	26.8%	307	280		
09-365-51072	VISION	88	76	15.3%	63	81		
09-365-51073	LIFE	125	124	0.6%	93	115		
09-365-51076	MEDICARE	1,362	1,217	11.9%	262	291		
<b>Total Personal Services</b>		<b>122,290</b>	<b>119,315</b>	<b>2.5%</b>	<b>94,645</b>	<b>112,767</b>		
<b>Other Expenditures</b>								
09-365-51140	COMPUTER MAINTENANCE	\$ 2,000			\$ -	\$ -	Work station and tablets.	
09-365-51141	COMPUTER SOFTWARE	1,000			0	0	Software for work station and tablets.	
09-365-51190	CONTRACT/COLUMBUS	1,728,175	1,229,043	40.6%	713,393	1,661,068	City of Columbus contract.	
09-365-51192	CONTRACT/WATER TEST.	20,000	19,900	0.5%	6,700	13,150	City of Columbus contract.	
09-365-51193	CONSUMER CONFIDENCE REPO.	5,000	3,500	42.9%	3,500	3,500	Annual report required per Ohio Administrative Code (OAC) Chapter 3745-96.	
09-365-51194	AUTOMATED METER MAINTENANCE	75,000	8,181	816.8%	0	11,742	Meter Transmission Units (MTU's).	
09-365-51260	REFUNDS	2,500	284	779.5%	284	171	Reconciliation pertaining to final billing.	
09-365-51310	OFFICE SUPPLIES	5,000	2,000	150.0%	0	4,912	Pens, paper, staples, etc.	
09-365-51320	OPERATING EXPENSES	6,000	5,150	16.5%	3,000	4,659	Bills, notices, door tags, printing and postage associated with distribution of monthly/quarterly bills, etc.	
<b>Total Other Expenditures</b>		<b>\$ 1,844,675</b>	<b>\$ 1,268,058</b>	<b>45.5%</b>	<b>\$ 726,877</b>	<b>\$ 1,699,202</b>		
<b>Total Water Admin.</b>		<b>\$ 1,966,965</b>	<b>\$ 1,387,373</b>	<b>41.8%</b>	<b>\$ 821,522</b>	<b>\$ 1,811,969</b>		





### Water Distribution Expenditure Detail

Account	Description	2019 Budget	2018 Actual	2019 vs 2018		2017 Actual	Account Notes	2019 Budget Notes
				YTD 09/30/18	%			
<b>Personal Services</b>								
09-366-51010	SALARY & WAGES	\$ 154,547	\$ 150,512	2.7%	\$ 115,563	\$ 146,384		
09-366-51011	OVERTIME	7,000	5,028	39.2%	4,140	2,793		
09-366-51030	OPERS	25,041	22,362	12.0%	16,717	26,395		
09-366-51041	WORKERS COMP	3,159	1,148	175.3%	101	1,039		
09-366-51050	UNIFORM ALLOWANCE	1,000	997	0.3%	264	550		
09-366-51070	TRANSFER TO HEALTH INSUR	36,928	36,928	0.0%	36,928	33,646		
09-366-51071	DENTAL	1,693	1,336	26.8%	1,103	1,009		
09-366-51072	VISION	184	160	15.4%	132	170		
09-366-51073	LIFE	312	310	0.6%	232	287		
09-366-51076	MEDICARE	2,342	2,061	13.6%	1,772	2,222		
<b>Total Personal Services</b>		<b>\$ 232,207</b>	<b>\$ 220,841</b>	<b>5.1%</b>	<b>\$ 176,951</b>	<b>\$ 214,495</b>		
09-366-51191	WATER SYSTEM LICENSE	\$ 6,500	\$ 6,394	1.7%	\$ -	\$ 6,394	City of Columbus Annual Water System License Fee.	
09-366-51192	CONTRACT PROFESSIONAL	10,000	16,603	-39.8%	8,492	3,854	Major mainline repairs, hydroexcavating, etc.	Valve turning exercise program to commence in spring of 2019.
09-366-51196	REGULATION AND COMPLIANCE	45,000	20,723	117.2%	19,380	27,198	National Pollution Discharge Elimination System (NPDES) Phase II Permit and Capacity, Management and Operation Maintenance (CMOM) Permit implementation costs.  Ohio Environmental Protection Agency (OEPA) requires that the City have one Distribution license or one Class I Operator license, otherwise known as an Operator of Responsible Charge (ORC). One staff member is also required to have Backflow certification.	Decrease based on prior history.
09-366-51330	REPAIR/MAINT. SUPPLIES	15,000	14,894	0.7%	13,125	21,172	Repair and replacement of legacy equipment and material (generators, sump pumps, pipes, fittings, etc.).	
09-366-51360	FUEL	1,000	1,000	0.0%	-	642	Gasoline and Diesel (pickup truck, water service truck, backhoe, etc.).	
09-366-51390	TAPS/METERS	40,000	4,826	728.8%	2,062	17,264	Tapping saddles, corporation stops, cooper service lines, etc.	
09-366-51430	HYDRANTS	20,000	19,487	2.6%	12,577	25,379	Necessary replacement and repairs as noted in the City's annual flushing/inspection program, as well as damage resulting from breaks, vehicular accidents, etc..	
09-366-51440	CAPITAL	-	15,000		15,000	80,500	Equipment specific to day to day operation of Water Department, etc.	
<b>Total Other Expenditures</b>		<b>\$ 137,500</b>	<b>\$ 98,927</b>	<b>39.0%</b>	<b>\$ 70,637</b>	<b>\$ 182,403</b>		
<b>Total Water Distribution</b>		<b>\$ 369,707</b>	<b>\$ 319,768</b>	<b>15.6%</b>	<b>\$ 247,588</b>	<b>\$ 396,898</b>		



## Water Debt Service Expenditure Detail

Account	Description	2019			
		2019 Budget	2018 Actual	vs 2018	2017 Actual
09-700-51511	POOL / STORM SEWER/WATERLINE BOND PRINCIPAL.	\$ 3,050	\$ 6,000	-49.2%	\$ 6,000
09-700-51512	2010 BOND DEBT SERVICE	83,383	83,265	0.1%	83,094
09-700-51513	OPWC SHERIDAN FRANCIS	9,223	13,835	-33.3%	4,611
09-700-51514	2015 REFUNDING	848	850	-0.2%	851
09-700-51521	POOL / STORM SEWER/WATERLINE NOTE INT.	459	(2,290)	-120.0%	887
09-700-51522	OPWC COLLEGE/SOUTH CASSADY	29,184	43,775	-33.3%	11,633
09-700-51523	OPWC MAIN ST	5,422	8,133	-33.3%	2,711
09-700-51524	OPWC NORTHEAST QUADRANT	30,739	46,109	-33.3%	30,739
09-700-51525	OPWC BROAD STREET	8,882	8,883	0.0%	
<b>Total Water Debt Service</b>		<b>\$ 171,190</b>	<b>\$ 208,559</b>	<b>-17.9%</b>	<b>\$ 140,526</b>

## 2019 City of Bexley Budget

### Sewer Fund

This fund is used for maintenance and operation of the Bexley Sewer system; the largest expenses of this fund are for sewer payments to Columbus and Capital Expenditures.

	2019 Budget	2018 Actual	2019 vs 2018	2017 Actual
<b><u>Revenue</u></b>				
Receipts From Residents	\$ 2,599,708	\$ 2,529,824	2.8%	\$ 2,446,426
Capital Fee	163,190	148,353	10.0%	144,666
<b>Total Revenue</b>	<b>\$ 2,762,898</b>	<b>\$ 2,678,177</b>	<b>3.2%</b>	<b>\$ 2,591,092</b>
 <b><u>Expenditures</u></b>				
Sewer Administration	\$ 1,821,644	\$ 1,397,117	30.4%	\$ 1,736,180
Sewer Distribution	641,119	532,086	20.5%	463,160
<b>Total Expenditures</b>	<b>\$ 2,462,762</b>	<b>\$ 1,929,203</b>	<b>27.7%</b>	<b>\$ 2,199,340</b>
Revenues Over(Under) Expenditures	\$ 300,136	\$ 748,974	-59.9%	\$ 391,752
 <b><u>Other Financing Uses</u></b>				
Debt Service	\$ 65,463	\$ 103,724	-36.9%	\$ 77,550
Transfer				65,760
Prior Year Encumbrances	838,130	426,162		
<b>Total Other Uses</b>	<b>\$ 903,593</b>	<b>\$ 529,886</b>		<b>\$ 143,310</b>
 <b><u>Beginning Fund Balance</u></b>				
Net Increase (Decrease)	\$ 3,507,142	\$ 3,288,055	6.7%	\$ 3,039,613
	(603,457)	219,087		248,442
<b>Ending Fund Balance</b>	<b>\$ 2,903,685</b>	<b>\$ 3,507,142</b>	<b>-17.2%</b>	<b>\$ 3,288,055</b>

**Sewer Administration**

Account	Description	2019 Budget	2018 Actual	2019 vs 2018	2017 Actual	Account Notes	2019 Budget Notes
---------	-------------	-------------	-------------	--------------	-------------	---------------	-------------------

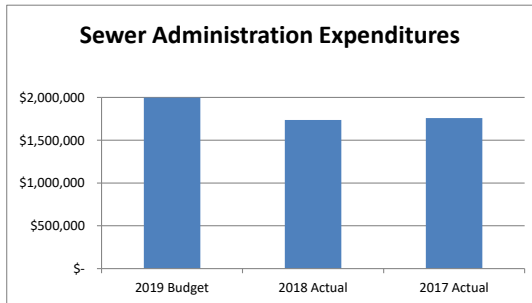
**Personal Services**

10-360-51010	SALARY & WAGES	\$ 22,097	\$ 20,549	7.5%	\$ 21,352		
10-360-51030	OPERS	3,094	2,768	11.8%	2,635		Increase based on new AFSCME three year contract.
10-360-51041	WORKER'S COMP	351	128	175.2%	97		
10-360-51050	UNIFORM ALLOWANCE	500	500	0.0%			
10-360-51070	TRANSFER TO HEALTH INSURANC	4,066	4,066	0.0%	3,705		
10-360-51071	DENTAL	201	159	26.8%	120		
10-360-51073	LIFE	31	31	0.6%	29		
10-360-51076	MEDICARE	319	282	13.2%	300		
<b>Total Personal Services</b>		<b>\$ 30,660</b>	<b>\$ 28,482</b>	<b>7.6%</b>	<b>\$ 28,237</b>		

**Other Expenditures**

10-360-51140	COMPUTER MAINTENANCE	\$ 2,000			\$ -	Work station.	
10-360-51141	COMPUTER SOFTWARE	1,000			0	Software for work station.	
10-360-51190	CONTRACT/COLUMBUS	1,619,384	1,203,444	34.6%	1,546,424	City of Columbus contract.	Contract price reflects a 3% increase which will go into affect January 1st, 2019.
10-360-51191	ERU CHARGE	161,600	160,192	0.9%	157,788	Equivalent Runoff Unit (ERU).	
10-360-51310	OFFICE SUPPLIES	3,000	2,000	50.0%	1,731	Pens, paper, staples, etc.	
10-360-51320	OPERATING EXPENSES	4,000	3,000	33.3%	2,000	Property notifications (letters, surveys, etc.), postage, etc.	
<b>Total Other Expenditures</b>		<b>\$ 1,790,984</b>	<b>\$ 1,368,635</b>	<b>30.9%</b>	<b>\$ 1,707,943</b>		

**Total Sewer Administration \$ 1,821,644 \$ 1,397,117 30.4% \$ 1,736,180**



## Sewer Service Expenditure Detail

Account	Description	2019 Budget	2018 Actual	2019 vs 2018	2017 Actual	Account Notes	2019 Budget Notes
---------	-------------	----------------	----------------	--------------------	----------------	---------------	-------------------

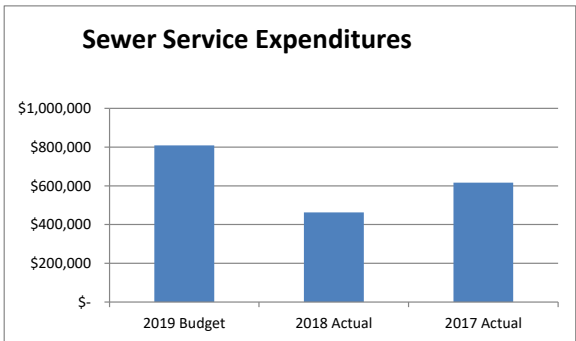
**Personal Services**

10-367-51010	SALARY & WAGES	\$ 175,984	\$ 147,809	19.1%	\$ 127,463		Increase based on new AFSCME three year contract.
10-367-51011	OVERTIME	1,000	1,515		1,414		
10-367-51030	OPERS	27,202	23,483	15.8%	18,279		Increase based on new AFSCME three year contract.
10-367-51041	WORKER'S COMP	2,193	791	177.3%	471		
10-367-51070	TRANSFER TO HEALTH INSUR	20,149	20,149	0.0%	18,357		
10-367-51071	DENTAL	506	398	27.0%	301		
10-367-51072	VISION	53	46	15.3%	55		
10-367-51073	LIFE	465	462	0.6%	447		
10-367-51076	MEDICARE	2,566	2,175	18.0%	1,897		
<b>Total Personal Services</b>		<b>\$ 230,119</b>	<b>\$ 196,829</b>	<b>16.9%</b>	<b>\$ 168,684</b>		

**Other Expenditures**

10-367-51194	CONTRACT PROFESSIONAL	10,000	5,000	100.0%	12,633	Major mainline repairs, hydroexcavating, etc.	Increase based on age of infrastructure and City's need for additional professional resources (Servpro, Dreier & Maller).
10-367-51195	FOAMING CONTRACT	5,000		#DIV/0!	0	Destroys roots that find their way into the City's or property owners sewer line.	
10-367-51320	OPERATING EXPENSES	5,000	10,374	-51.8%	6,424	Property notifications (letters, surveys, etc.), postage, etc.	
10-367-51330	REPAIR/MAINT. SUPPLIES	45,000	31,325	43.7%	32,552	Repair and replacement of legacy equipment and material (generators, sump pumps, pipes, fittings, structures, etc.).	
10-367-51360	FUEL	1,000	2,818	-64.5%	6,445	Gasoline and Diesel (jet/flushing truck and Closed Circuit Television (CCTV) equipment, etc.).	
10-367-51440	MANHOLE COVERS	10,000	6,799	47.1%	5,925	Risers, casting, lids, etc..	
10-367-51442	CAPITAL	0	189,758	-100.0%		Sewer easement equipment.	
10-367-51443	SEWER IMPROVEMENTS	335,000	89,184	275.6%	230,496	Capacity, Management and Operation Maintenance (CMOM) Permit implementation costs (Total of \$1.5M projected over the next four (4) years.	
<b>Total Other Expenditures</b>		<b>\$ 411,000</b>	<b>\$ 335,257</b>	<b>22.6%</b>	<b>\$ 294,475</b>		

<b>Total Sewer Service</b>	<b>\$ 641,119</b>	<b>\$ 532,086</b>	<b>20.5%</b>	<b>\$ 463,160</b>
----------------------------	-------------------	-------------------	--------------	-------------------

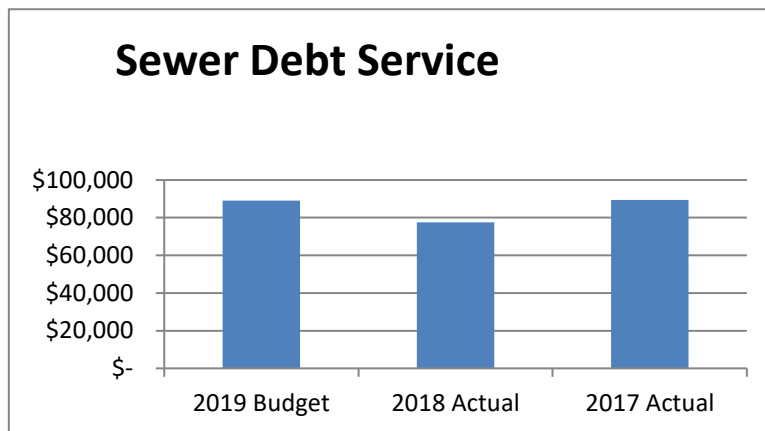


## Sewer Fund Debt Service Expenditure Detail

Account	Description	2019 Budget	2018 Actual	2019 vs 2018	2017 Actual
---------	-------------	----------------	----------------	--------------------	----------------

10-700-51510	STORM SEWER OPWC	\$ 23,725	\$ 35,588	-33.3%	\$ 11,863
10-700-51511	PRINCIPAL STORM SEWER BONDS	24,400	48,000	-49.2%	48,000
10-700-51512	PRINCIPAL SHERIDAN	220	329	-33.2%	109
10-700-51513	PRINCIPAL OPWC MAIN ST.	1,668	2,502	-33.3%	834
10-700-51514	2015 REFUNDING	5,939	5,950	-0.2%	5,961
10-700-51520	INTEREST STORM SEWER BONDS	5,355	5,355	0.0%	7,095
10-700-51521	NORTHEAST QUADRANT	3,689	5,533	-33.3%	3,689
10-700-51522	BROAD STREET	467	467	0.0%	

**Total Sewer Fund Debt Service \$ 65,463 \$ 103,724 -36.9% \$ 77,550**



**2019 City of Bexley Budget**  
**Refuse Fund**

This fund provides for refuse collection for Bexley residents. The largest expenses of this fund are the contract with Rumpke and salaries and wages.

	<b>2019 Budget</b>	<b>2018 Actual</b>	<b>2019 vs 2018</b>	<b>2017 Actual</b>
<b><u>Revenue</u></b>				
Receipts From Residents	\$ 1,281,140	\$ 1,281,140	0.0%	\$ 1,267,144
<b>Total Revenue</b>	<b>\$ 1,281,140</b>	<b>\$ 1,281,140</b>	<b>0.0%</b>	<b>\$ 1,267,144</b>
<b><u>Expenditures</u></b>				
Operating Expenditures	\$ 1,691,670	\$ 1,056,343	60.1%	\$ 1,131,761
<b>Total Expenditures</b>	<b>\$ 1,691,670</b>	<b>\$ 1,056,343</b>	<b>60.1%</b>	<b>\$ 1,131,761</b>
Revenues Over(Under) Expenditures	\$ (410,530)	\$ 224,797		\$ 135,383
<b><u>Other Financing Uses</u></b>				
Prior Year Encumbrances	\$ 384,569	\$ 111,705		
<b>Total Other Uses</b>	<b>\$ 384,569</b>	<b>\$ 111,705</b>		
<b>Beginning Fund Balance</b>	<b>\$ 1,404,849</b>	<b>\$ 1,291,757</b>	<b>8.8%</b>	<b>\$ 1,156,374</b>
Net Increase (Decrease)	(795,099)	113,092		135,383
<b>Ending Fund Balance</b>	<b>\$ 609,750</b>	<b>\$ 1,404,849</b>	<b>-56.6%</b>	<b>\$ 1,291,757</b>

**Refuse Fund Expenditure Detail**

Account	Description	2019 Budget	2018 Actual	2019 vs 2018	2017 Actual	Account Notes	2019 Budget Notes
<b>Personal Services</b>							
11-370-51010	SALARY & WAGES	\$ 16,949	\$ 16,057	5.6%	\$ 15,659		Increase based on new AFSCME three year contract.
11-370-51011	OVERTIME	15,000					
11-370-51012	SEASONALS	28,800	\$ 11,760	144.9%	20,256	Budget based on six (6) seasonal employees working ten (10) weeks a year at \$12.00 per hour.	Increased number of seasonal employees to help accommodate Annual Leaf Pickup Program.
11-370-51030	OPERS	3,773	3,405	10.8%	8,082		Increase based on new AFSCME three year contract.
11-370-51041	WORKER'S COMP	627	670	-6.4%	233		
11-370-51070	TRANSFER TO HEALTH INSURA	6,866	6,866	0.0%	6,866		
11-370-51071	DENTAL	252	199	26.8%	150		
11-370-51072	VISION	30	26	15.5%	28		
11-370-51073	LIFE	72	72	0.6%	69		
11-370-51076	MEDICARE	391	347	12.7%	110		
<b>Total Personal Services</b>		<b>\$ 72,761</b>	<b>\$ 39,401</b>	<b>84.7%</b>	<b>\$ 51,453</b>		
<b>Other Expenditures</b>							
11-370-51180	PRINTING	\$ 1,500	\$ -		\$ -	Public notifications regarding solid waste and recycling, as well as Toter program.	Increase based on need for additional public education regarding new refuse contract.
11-370-51190	CONTRACT	1,456,209	909,583	60.1%	943,234	New three (3) year contract price starting January 1, 2019. Standards = \$17.91 X 3,501 = \$67,884.39 (Yearly = \$814,612.68) Senior Citizen - \$17.45 X 813 = \$14,187.66 (Yearly = \$170,251.92) Yearly Total = \$984,864.60  Total cost excluding Senior Citizen	Rumpke Trash and Recycling contract price for 2019 of \$1,337,448.00.  Innovative Organics contract price for 2019 of \$95,237.78  The Recycling Partnership (TRP) and the Solid Waste
11-370-51310	OFFICE SUPPLIES	2,500	1,309	91.0%	1,388	Pens, paper, staples, etc.	
11-370-51320	OPERATING EXPENSES	20,500	38,042	-46.1%	8,406	Public notifications regarding solid waste and recycling contract, Toter program, etc..	
11-370-51321	TRASH AND RECYCLING REC.	50,000	(9,140)	-647.0%	37,673	Toter (96, 64, 32 gallon) Program.	Additional Toter sizes (32 and 96 gallon) to be purchased through the Solid Waste Authority of Central Ohio (SWACO) and Recycling Partnership Grant to accommodate empty nesters, and other unique situations (storage location, desire to recycle more, etc.).
11-370-51322	COLLECTION SUPPLIES	36,200	38,790	-6.7%	27,213	Public solid waste and recycling containers (Main and Broad Street, Cassingham and Stanwood Road, Cassady Avenue, Jeffrey Mansion Grounds as well as Commonwealth and Havenwood Parks), liners, etc.	
11-370-51330	REPAIR/MAINT. SUPPLIES	20,000	18,312	9.2%	16,516	Replacement parts for hydroexcavator, street sweeper and leaf machines, leaf blowers, rakes, etc.	
11-370-51360	FUEL	2,000	2,000	0.0%	2,000	Gasoline and Diesel (hydroexcavator, street sweeper, leaf vacuums, etc.).	
11-370-51361	WASTE DIVERSION PROGRAM	30,000	18,046	66.2%	17,066	Household Hazardous Waste (HHW) and Greater Bexley Cleanup events, Zero Waste Program implementation, etc.	
11-370-51441	CAPITAL		-		26,812		
<b>Total Other Expenditures</b>		<b>\$ 1,618,909</b>	<b>\$ 1,016,942</b>	<b>59.2%</b>	<b>\$ 1,080,308</b>		
<b>Total Refuse Expenditures</b>		<b>\$ 1,691,670</b>	<b>\$ 1,056,343</b>	<b>60.1%</b>	<b>\$ 1,131,761</b>		



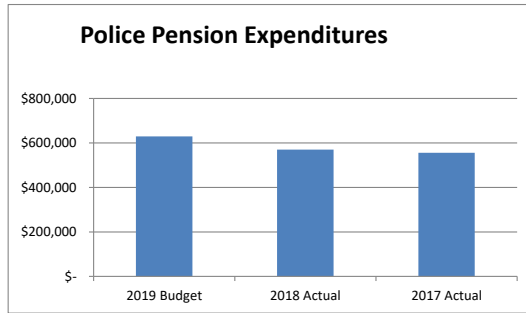
**2019 City of Bexley Budget**  
**Police Pension Fund**

The City's contributions to Police Pension Fund are set at 19.5% of police wages by statute.

	<b>2019</b>	<b>2018</b>	<b>2019</b>	<b>2017</b>
	<b>Budget</b>	<b>Actual</b>	<b>vs 2018</b>	<b>Actual</b>
<b><u>Revenue</u></b>				
Property Tax Revenue	\$ 530,000	\$ 529,900	0.0%	\$ 473,842
<b>Total Revenue</b>	<b>\$ 530,000</b>	<b>\$ 529,900</b>		<b>\$ 473,842</b>
<b><u>Expenditures</u></b>				
Operating Expenditures	\$ 697,721	\$ 594,832	17.3%	\$ 570,249
<b>Total Expenditures</b>	<b>\$ 697,721</b>	<b>\$ 594,832</b>	<b>17.3%</b>	<b>\$ 570,249</b>
Revenues Over(Under) Expenditures	\$ (167,721)	\$ (64,932)		\$ (96,407)
<b><u>Other Financing Sources</u></b>				
Transfers from General Fund	\$ 167,721	\$ 155,936	7.6%	\$ 139,811
<b>Total Other Sources</b>	<b>\$ 167,721</b>	<b>\$ 155,936</b>	<b>7.6%</b>	<b>\$ 139,811</b>
<b><u>Beginning Fund Balance</u></b>				
Net Increase (Decrease)	0	91,004		43,404
<b>Ending Fund Balance</b>	<b>\$ 196,187</b>	<b>\$ 196,187</b>	<b>0.0%</b>	<b>\$ 105,183</b>

### Police Pension Fund Expenditure Detail

Account	Description	2019 vs 2017				Account Notes	2019 Budget Notes
		2019 Budget	2018 Actual	2018 vs 2017	2017 Actual		
12-220-51060	POLICE PENSION	\$ 691,221	\$ 589,105	17.3%	\$ 563,686	Contract increase	
12-220-51281	PROP TAX FEES/REFUNDS	6,500	5,727	13.5%	6,563		
<b>Total Police Pension Fund</b>		<b>\$ 697,721</b>	<b>\$ 594,832</b>	<b>17.3%</b>	<b>\$ 570,249</b>		



**2019 City of Bexley Budget**  
**Swimming Pool Fund**

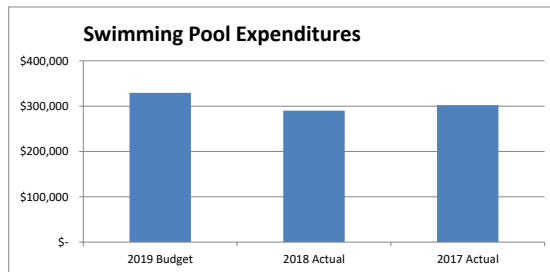
This fund pays for operation of the swimming pool. Operating activity is paid for by membership and other fees. Debt service for this fund is paid by the General Fund.

	<b>2019</b>	<b>2018</b>	<b>2019</b>	<b>2017</b>
	<b>Budget</b>	<b>Actual</b>	<b>vs 2018</b>	<b>Actual</b>
<b><u>Revenue</u></b>				
Memberships etc.	\$ 310,000	\$ 324,021	-4.3%	\$ 301,462
<b>Total Revenue</b>	<b>\$ 310,000</b>	<b>\$ 324,021</b>		<b>\$ 301,462</b>
<b><u>Expenditures</u></b>				
Operating Expenditures	\$ 330,030	\$ 276,498	19.4%	\$ 290,185
Concessions	5,000	466	973.0%	1,379
<b>Total Expenditures</b>	<b>\$ 335,030</b>	<b>\$ 276,964</b>	<b>21.0%</b>	<b>\$ 291,564</b>
Revenues Over(Under) Expenditures	\$ (25,030)	\$ 47,057		\$ 9,898
<b><u>Other Financing Sources</u></b>				
Loans from General Fund				
<b>Total Other Sources</b>				
Operating Transfers				
Capital	<b>\$ 15,000</b>			
Prior Year Encumbrances	\$ 41,280	\$ 10,184		
<b>Total Other Uses</b>	<b>\$ 56,280</b>	<b>\$ 10,184</b>	<b>452.6%</b>	<b>\$ -</b>
<b><u>Beginning Fund Balance</u></b>				
Net Increase (Decrease)	\$ 407,011	\$ 370,138	10.0%	\$ 360,240
<b>Ending Fund Balance</b>	<b>\$ 325,701</b>	<b>\$ 407,011</b>	<b>-20.0%</b>	<b>\$ 370,138</b>

**Lane Lines, New Chairs, Water Features**

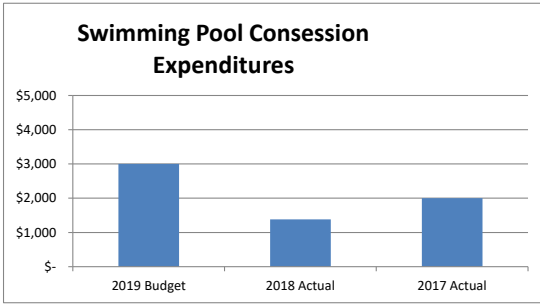
### Pool Operations Expenditure Detail

Account	Description	2019				Account Notes	2019 Budget Notes
		2019 Budget	2018 Actual	vs 2018	2017 Actual		
<b>Personal Services</b>							
14-550-51010	SALARY & WAGES	\$ 184,510	\$ 148,139	24.6%	\$ 162,129	1-Deputy Director (25%), 1-Tier 1 Rec Coordinator, and seasonal staff	
14-550-51030	OPERS	25,831	23,624	9.3%	23,462		
14-550-51041	WORKER'S COMP	3,413	1,280	166.7%	1,267		
14-550-51076	MEDICARE	2,675	2,403	11.4%	2,340		
<b>Total Personal Services</b>		<b>\$ 216,430</b>	<b>\$ 175,446</b>	<b>23.4%</b>	<b>\$ 189,198</b>		
<b>Other Expenditures</b>							
14-550-51131	UTILITIES-ELEC.	\$ 16,000	\$ 15,260	4.8%	\$ 14,032	EAP Bills	
14-550-51133	UTILITIES-GAS	5,500	3,936	39.7%	6,479	Columbia Gas Bills	
14-550-51140	REPAIR/MAINT. SERVICES	20,500	1,868	997.5%	17,537	Capital City Awning, Ohio Heating, Pool painting	Combined Pool Repairs into Repair/Maint.
14-550-51260	REFUNDS	1,000	632	58.2%	642	Refunds for memberships	
14-550-51310	OFFICE SUPPLIES	750	274	173.7%	380	Paper & pens	
14-550-51320	OPERATING EXPENSES	12,900	8,696	48.3%	12,115	Backflow, new cash register, Treasure Hunt, swim lessons items, rope and floats, medical supplies, pool licenses, staff whistles, office tv, red cross supplies,	Moved \$600 to Uniforms, \$500 to Helath and Safety, and \$2k to a new line item called "Cleaning Supplies"
14-550-51321	CHEMICALS (Previous Operating Expense)	12,500	11,229	11.3%	10,540	Pool Chemicals	
14-550-51322	HEALTH AND SAFETY (Previous Operating Expense)	3,500	2,029	72.5%	2,271	Security monitoring, Varmet Guard	Moved \$500 from Operating
14-550-51323	UNIFORMS (Previous Operating Expense)	4,950	3,866	28.0%	3,829	Staff uniforms	Moved \$600 from Operating
14-550-51324	CLEANING SUPPLIES	2,000	-	-	-		Moved \$2k from Operating
14-550-51330	POOL REPAIRS	-	-	-	1,478	Pump repairs, used some money for pebble flex	Combine Pool Repairs with Repair/Maint.
14-550-51400	POOL CAPITAL	-	30,831	-	5,880	Varies	
14-550-51440	MACHINERY/EQUIP.	5,000	-	-	-	New vacuum	
14-550-51710	PROFESSIONALS	14,000	8,908	57.2%	12,804	Consulting fees for pool audits and private swim lessons instructor fees	
14-550-51711	SWIM TEAM	15,000	13,523	10.9%	13,000	Payment to swim board and coaches fees	
<b>Total Other Expenditures</b>		<b>113,600</b>	<b>101,052</b>	<b>12.4%</b>	<b>100,987</b>		
<b>Total Pool Operations</b>		<b>\$ 330,030</b>	<b>\$ 276,498</b>	<b>19.4%</b>	<b>\$ 290,185</b>		



**Pool Concessions Expenditure Detail**

Account	Description	2019		2018		2017	Account Notes	2019 Budget Notes
		Budget	Actual	vs 2018	YTD 09/30/18			
14-560-51140	REPAIR/MAINT. SERVICES	\$ 2,500	\$ 466		\$ 467	\$ 1,379	Repair to pool concessions equipment (i.e sink, freezer)	
14-560-51320	OPERATING EXPENSES	2,500		436.5%	0	0	Franklin Board of Health licensing	We are looking to get a new vendor which may include upgrades to the facility and or POS hardware/software
<b>Total Pool Concessions</b>		<b>\$ 5,000</b>	<b>\$ 466</b>	<b>#####</b>	<b>\$ 467</b>	<b>\$ 1,379</b>		



## 2019 City of Bexley Budget

### Road and Alley Fund

This fund pays for the street resurfacing projects and transfers to the Bond Retirement Fund. It is funded by a 2.5 mill property tax levy.

	<b>2019</b>	<b>2018</b>	<b>2019</b>	<b>2017</b>
	<b>Budget</b>	<b>Actual</b>	<b>vs 2018</b>	<b>Actual</b>
<b>Revenue</b>				
Property Tax Revenue	\$ 1,957,000	\$ 855,697	128.7%	\$ 856,677
Sidewalk Revenue	136,400	105,016	29.9%	
<b>Total Revenue</b>	<b>\$ 2,093,400</b>	<b>\$ 960,713</b>	<b>117.9%</b>	<b>\$ 856,677</b>
 <b>Expenditures</b>				
Operating Expenditures	\$ 1,235,400	\$ 682,795	80.9%	\$ 438,642
<b>Anticipated Unexpended Appropriation</b>				
<b>Total Expenditures</b>	<b>\$ 1,235,400</b>	<b>\$ 682,795</b>	<b>80.9%</b>	<b>\$ 438,642</b>
Revenues Over(Under) Expenditures	\$ 858,000	\$ 277,918	208.7%	\$ 418,035
 <b>Other Financing Sources</b>				
Transfer from General Fund		\$ 300,000	\$ (1)	
 <b>Other Financing Uses</b>				
Debt Service Transfer to Bond Retirement Fund	\$ 565,926	\$ 566,564	-0.1%	\$ 540,645
Transfer				43,840
Prior Year Encumbrances	244,565	61,087	300.4%	
<b>Total Other Uses</b>	<b>\$ 810,491</b>	<b>\$ 627,651</b>	<b>29.1%</b>	<b>\$ 584,485</b>
 <b>Beginning Fund Balance</b>				
Net Increase (Decrease)	\$ 261,165	\$ 310,898	-16.0%	\$ 477,348
	47,509	(49,733)		(166,450)
<b>Ending Fund Balance</b>	<b>308,674</b>	<b>261,165</b>	<b>0</b>	<b>310,898</b>
Reserved Fund Balance (1)	290,000			
<b>Ending Unreserved Balance</b>	<b>\$ 18,674</b>	<b>\$ 261,165</b>	<b>18.2%</b>	<b>\$ 310,898</b>

(1) Resolution 21-18

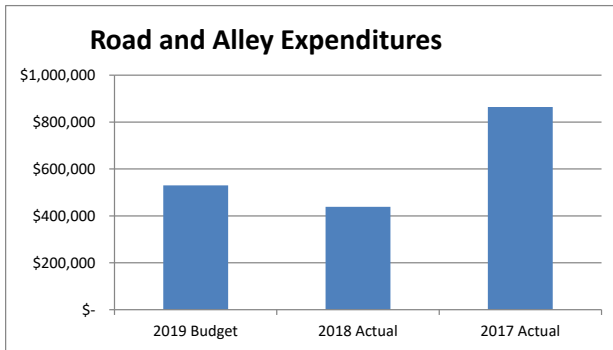
Reserve balance total 525,000 of 2020

### Road and Alley Expenditure Detail

Account	Description	2019			2017 Actual	Account Notes	2019 Budget Notes
		2019 Budget	2018 Actual	vs 2018			

34-380-51281	PROP. TAX COLLECTION FEES	\$ 17,000	\$ 8,961	89.7%	\$ 11,896		
34-380-51441	ANNUAL STREET PROGRAM	906,250	571,073	58.7%	126,446		
34-380-51442	SIDEWALKS	312,150	102,761	203.8%	300,300		

<b>Total Road and Alley</b>		<b>\$ 1,235,400</b>	<b>\$ 682,795</b>	<b>80.9%</b>	<b>\$ 438,642</b>		
-----------------------------	--	---------------------	-------------------	--------------	-------------------	--	--



**2019 City of Bexley Budget**  
**Mayor's Court Computer Fund**

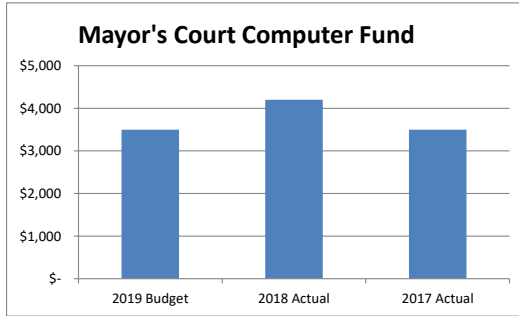
This fund provides for computer hardware and software for the Mayor's Court. It is funded by a \$5.00/case surcharge.

	<b>2019 Budget</b>	<b>2018 Actual</b>	<b>2019 vs 2018</b>	<b>2017 Actual</b>
<b>Revenue</b>				
Fines and Costs	\$ 1,500	\$ 1,726	-13.1%	\$ 1,674
Other Revenue				
<b>Total Revenue</b>	<u>\$ 1,500</u>	<u>\$ 1,726</u>	<u>-13.1%</u>	<u>\$ 1,674</u>
<b>Expenditures</b>				
Operating Expenditures	\$ 1,000	\$ 3,500	-71.4%	\$ 4,200
<b>Total Expenditures</b>	<u>\$ 1,000</u>	<u>\$ 3,500</u>	<u>-71.4%</u>	<u>\$ 4,200</u>
Revenues Over(Under) Expenditures	\$ 500	\$ (1,774)		\$ (2,526)
<b>Other Financing Uses</b>				
Prior Year Encumbrances		2613		
<b>Beginning Fund Balance</b>				
Net Increase (Decrease)	\$ 1,222	\$ 5,609	-78.2%	\$ 8,135
<b>Ending Fund Balance</b>	<u>\$ 1,722</u>	<u>\$ 1,222</u>	<u>40.9%</u>	<u>\$ 5,609</u>



### Mayor's Court Computer Fund Expenditure Detail

Account	Description	2019 Budget	2018 Actual	2019 vs 2018	2017 Actual	Account Notes	2019 Budget Notes
31-160-51040	SOFTWARE/HARDWARE	\$ 1,000	\$ 3,500	-71.4%	\$ 4,200		
Total Mayor's Court Computer Fund		\$ 1,000	\$ 3,500	-71.4%	\$ 4,200		



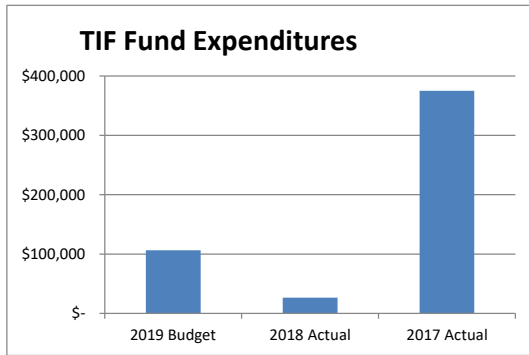
**2019 City of Bexley Budget**  
**T.I.F. Fund**

This fund provides for public improvements made to the right of way on Main Street.

	<b>2019 Budget</b>	<b>2018 Actual</b>	<b>2019 vs 2018</b>	<b>2017 Actual</b>
<b>Revenue</b>				
TIF Revenue	\$ 279,000	\$ 279,076	0.0%	\$ 254,790
<b>Total Revenue</b>	<b>\$ 279,000</b>	<b>\$ 279,076</b>	<b>0.0%</b>	<b>\$ 254,790</b>
<b>Expenditures</b>				
Operating Expenditures	\$ 106,500	\$ 63,187	68.5%	\$ 26,357
<b>Total Expenditures</b>	<b>\$ 106,500</b>	<b>\$ 63,187</b>	<b>68.5%</b>	<b>\$ 26,357</b>
Revenues Over(Under) Expenditures	\$ 172,500	\$ 215,889		\$ 228,433
<b>Other Financing Uses</b>				
Transfers to Bond Retirement	\$ 161,750	\$ 160,665	0.7%	\$ 164,580
Prior Year Encumbrances	174,545			
<b>Total Other Uses</b>	<b>\$ 336,295</b>	<b>\$ 160,665</b>	<b>109.3%</b>	<b>\$ 164,580</b>
<b>Beginning Fund Balance</b>				
Net Increase (Decrease)	\$ 188,642	\$ 133,418	41.4%	\$ 69,565
	(163,795)	55,224		63,853
<b>Ending Fund Balance</b>	<b>\$ 24,847</b>	<b>\$ 188,642</b>	<b>-86.8%</b>	<b>\$ 133,418</b>

### T.I.F. Fund Expenditure Detail

Account	Description	2019 vs 2017				Account Notes	2019 Budget Notes
		2019 Budget	2018 Actual	vs 2018	2017 Actual		
36-170-51281	PROPERTY TAX COLLECTION FEES	\$ 6,500	\$ 4,426	46.8%	\$ 4,355		
36-170-51320	TIF EXPENSES	100,000	58,761	70.2%	22,002		
<b>Total T.I.F. Fund Expenditures</b>		<b>\$ 106,500</b>	<b>\$ 63,187</b>	<b>68.5%</b>	<b>\$ 26,357</b>		



**2019 City of Bexley Budget**  
**Urban Redevelopment Tax Increment (City Hall T.I.F.) Fund**

This fund provides for public improvements made to the right of way on Main Street.

	<b>2019 Budget</b>	<b>2018 Actual</b>	<b>2019 vs 2018</b>	<b>2017 Actual</b>
<b><u>Revenue</u></b>				
TIF Revenue	\$ 195,000			
<b>Total Revenue</b>	<b>\$ 195,000</b>	<b>\$ -</b>		
<b><u>Expenditures</u></b>				
Operating Expenditures	\$ 48,750	\$ -		
<b>Total Expenditures</b>	<b>\$ 48,750</b>	<b>\$ -</b>		
Revenues Over(Under) Expenditures	\$ 146,250	\$ -		
<b><u>Other Financing Uses</u></b>				
Transfers to Eco. Devlemt Bond Retireme	\$ 87,975			
Prior Year Encumbrances				
<b>Total Other Uses</b>	<b>\$ 87,975</b>	<b>\$ -</b>		
<b><u>Beginning Fund Balance</u></b>				
Net Increase (Decrease)	\$ -	\$ -		
<b>Ending Fund Balance</b>	<b>\$ 58,275</b>	<b>\$ -</b>		

### City Hall T.I.F. Fund Expenditure Detail

Account	Description	2019 Budget	2018 Actual	2019 vs		Account Notes	2019 Budget Notes
				2018	2017 Actual		
52-170-51281	PROPERTY TAX COLLECTION FEES	\$ 2,000					
52-170-51320	SD PILOT	48,750					
<b>Total City Hall T.I.F. Fund Expenditures</b>		<b>\$ 48,750</b>	<b>\$ -</b>	<b>\$ -</b>			

**2019 City of Bexley Budget**  
**Jeffrey Mansion Fund**

This fund provides for public improvements made to the right of way on Main Street.

	<b>2019</b>	<b>2018</b>	<b>2019</b>	<b>2017</b>
	<b>Budget</b>	<b>Budget</b>	<b>vs 2018</b>	<b>Actual</b>
<b><u>Revenue</u></b>				
Grants	\$ 500,000	\$ -		
<b>Total Revenue</b>	<u>\$ 500,000</u>	<u>\$ -</u>		
<b><u>Expenditures</u></b>				
Operating Expenditures	\$ 350,000	\$ 39,500		
<b>Total Expenditures</b>	<u>\$ 350,000</u>	<u>\$ 39,500</u>		
Revenues Over(Under) Expenditures	\$ 150,000	\$ (39,500)		
<b><u>Other Financing Sources</u></b>				
Transfers From Recreation Fund	\$ -	\$ 275,000		
<b>Total Other Uses</b>	<u>\$ -</u>	<u>\$ 275,000</u>		
<b><u>Other Financing Uses</u></b>				
Prior Year Encumbrances	\$ 7,400			
<b><u>Beginning Fund Balance</u></b>				
Net Increase (Decrease)	142,600	235,500		
<b>Ending Fund Balance</b>	<u><u>\$ 378,100</u></u>	<u><u>\$ 235,500</u></u>		

Jeffrey Mansion Fund Expenditures								
Account	Description	2019 Budget	2018 Actual	2019 vs 2018	2017 Actual	2016 Actual	Account Notes	2019 Budget Notes
68-540-51281	DESIGN FEES	\$ 350,000	\$ 39,500					
<b>Total Jeffrey Mansion Fund Expenditures</b>		<b>\$ 350,000</b>	<b>\$ 39,500</b>		<b>\$ -</b>	<b>\$ -</b>		

**2019 City of Bexley Budget**  
**Capital Improvements Fund**

	<b>2019 Budget</b>	<b>2018 Actual</b>	<b>2019 vs 2018</b>	<b>2017 Actual</b>
<b><u>Revenue</u></b>				
Transfer From General Fund	\$ 200,000	\$ 605,000	-66.9%	\$ 940,000
<b>Total Revenue</b>	<b>\$ 200,000</b>	<b>\$ 605,000</b>	<b>-66.9%</b>	<b>\$ 940,000</b>
<b><u>Expenditures</u></b>				
Expenditures	\$ -	\$ 356,508	-100.0%	\$ 690,759
<b>Total Expenditures</b>	<b>\$ -</b>	<b>\$ 356,508</b>	<b>-100.0%</b>	<b>\$ 690,759</b>
Revenues Over(Under) Expenditures	\$ 200,000	\$ 248,492		\$ 249,241
<b><u>Other Financing Uses</u></b>				
Prior Year Encumbrances		\$ 374,699	-100.0%	
<b>Total Other Uses</b>		<b>\$ 374,699</b>	<b>-100.0%</b>	
<b><u>Beginning Fund Balance</u></b>				
Net Increase (Decrease)	\$ 1,386,782	\$ 1,512,989	-8.3%	\$ 1,263,748
	200,000	(126,207)		249,241
<b>Ending Fund Balance</b>	<b>\$ 1,586,782</b>	<b>\$ 1,386,782</b>	<b>14.4%</b>	<b>\$ 1,512,989</b>



## Capital Improvements Fund Expenditure Detail

Account	Description	2019 Budget	2018 Actual	2017 Actual	2019 Budget Notes	2018 Budget Notes
13-170-51400	FERNDALE / MAYFIELD PROGRAM		130,000	130,000		Funding for Ferndale/Mayfield purchase program through the CIC
13-180-51400	TECHNOLOGY			56,526		2 copiers for PD
13-200-51400	POLICE EQUIPMENT		150,717	127,712		Cruisers, MDTs, Tasers, FLIR
13-310-51400	CITY HALL		-	12,653		
13-310-51401	SOLAR FIXTURES		(9,000)	289,306		
13-320-51400	COGO BIKESHARE					20% match for federal CoGo grant
13-570-51400	PARKS CAPITAL		-	27,475		
13-380-51400	SERVICE EQUIPMENT AND CAP EX.		84,791	47,087		
13-380-51401	CMAQ PHASE II					

<b>Total Expenditures</b>	\$	-	\$ 356,508	\$	690,759
---------------------------	----	---	------------	----	---------

